

**DYDD MERCHER, 20 IONAWR 2021**

**AT: HOLL AELODAU'R PWYLLGOR CRAFFU GOFAL  
CYMDEITHASOL AC IECHYD**

YR WYF DRWY HYN YN EICH GALW I FYNYCHU RHITH-  
GYFARFOD O'R **PWYLLGOR CRAFFU GOFAL CYMDEITHASOL  
AC IECHYD** SYDD I'W GYNNAL AM **10.00 YB AR DYDD  
MERCHER, 27AIN IONAWR, 2021** ER MWYN CYFLAWNI'R  
MATERION A AMLINELLIR AR YR AGENDA ATODEDIG.

*Wendy Walters*

**PRIF WEITHREDWR**



**AILGYLCHWCH OS GWELWCH YN DDA**

<b>Swyddog Democrataidd:</b>	<b>Emma Bryer</b>
<b>Ffôn (Llinell Uniongyrchol):</b>	<b>01267 224029</b>
<b>E-bost:</b>	<b>ebryer@sirgar.gov.uk</b>

Wendy Walters Prif Weithredwr, *Chief Executive*,  
Neuadd y Sir, Caerfyrddin. SA31 1JP  
*County Hall, Carmarthen. SA31 1JP*

# **PWYLLGOR CRAFFU GOFAL CYMDEITHASOL AC IECHYD 14 AELOD**

## **GRŴP PLAID CYMRU – 7 AELOD**

- |    |            |                            |
|----|------------|----------------------------|
| 1. | Cynghorydd | Kim Broom                  |
| 2. | Cynghorydd | Karen Davies               |
| 3. | Cynghorydd | Tyssul Evans               |
| 4. | Cynghorydd | Jean Lewis                 |
| 5. | Cynghorydd | Emlyn Schiavone            |
| 6. | Cynghorydd | Gwyneth Thomas [Cadeirydd] |
| 7. | Cynghorydd | Dorian Williams            |

## **GRŴP LLAFUR – 4 AELOD**

- |    |            |             |
|----|------------|-------------|
| 1. | Cynghorydd | Rob Evans   |
| 2. | Cynghorydd | Amanda Fox  |
| 3. | Cynghorydd | Ken Lloyd   |
| 4. | Cynghorydd | Kevin Madge |

## **GRŴP ANNIBYNNOL – 2 AELOD**

- |    |            |                                 |
|----|------------|---------------------------------|
| 1. | Cynghorydd | Sue Allen                       |
| 2. | Cynghorydd | Ieuan Wyn Davies [Is-Gadeirydd] |

## **GRŴP ANNIBYNNOL NEWYDD – 1 AELOD**

- |    |            |                 |
|----|------------|-----------------|
| 1. | Cynghorydd | Louvain Roberts |
|----|------------|-----------------|

# AGENDA

1. YMDDIHEURIADAU AM ABSENOLDEB
2. DATGANIADAU O FUDDIANNAU PERSONOL GAN GYNNWYS UNRHYW CHWIPIAU PLEIDIAU A RODDIR MEWN YMATED I UNRHYW EITEM AR YR AGENDA
3. CWESTIYNAU GAN Y CYHOEDD (NID OEDD DIM WEDI DOD I LAW)
4. ADRODDIAD MONITRO CYLLIDEB CYFALAF A REFENIW 2020/21 5 - 22
5. YMGYNGHORI YNGHYLCH STRATEGAETH Y GYLLIDEB REFENIW 2021/22 TAN 2023/24 23 - 56
6. STRATEGAETH GORFFORAETHOL 2018/23 - DIWEDDARIAD EBRILL 2021 (MAE'R EITEM HON WEDI'I THYNNU'N ÔL)
7. ADRODDIAD PERFFORMIAD HANNER BLWYDDYN 2020/21 (1 EBRILL I 30 MEDI 2020) YN ARBENNIG I'R PWYLLGOR CRAFFU HWN. 57 - 62
8. EGLURHAD AM BEIDIO Â CHYFLWYNO ADRODDIAD CRAFFU 63 - 64
9. EITEMAU AR GYFER Y DYFODOL 65 - 76
10. LLOFNODI YN GOFNOD CYWIR COFNODION Y CYFARFOD A GYNHALIWYD AR 22AIN RHAGFYR, 2020 77 - 80

Mae'r dudalen hon yn wag yn fwriadol

# PWYLLGOR CRAFFU GOFAL CYMDEITHASOL AC IECHYD 27<sup>ain</sup> IONAWR 2021

## Adroddiad Monitro Cyllideb Cyfalaf a Refeniw 2020/21

### Ystyried y materion canlynol a chyflwyno sylwadau arnynt:

- Bod y Pwyllgor Craffu yn derbyn yr Adroddiad Monitro Cyllideb ar gyfer y Gwasanaethau Gofal Cymdeithasol ac Iechyd ac yn ystyried y sefyllfa cyllidebol.

### Rhesymau:

- I ddatgan sefyllfa bresennol y gyllideb i'r Pwyllgor ar 31<sup>ain</sup> Hydref 2020, ynglyn â 2020/21.

**Angen cyfeirio'r mater at y Bwrdd Gweithredol er mwyn gwneud penderfyniad:  
NAC OES**

### Aelodau'r Bwrdd Gweithredol sy'n gyfrifol am y Portffolio:

- Cyng. David Jenkins (Adnoddau)
- Cyng. Jane Tremlett (Gofal Cymdeithasol ac Iechyd)

<b>Y Gyfarwyddiaeth:</b> Gwasanaethau Corfforaethol  <b>Enw Cyfarwyddwr y Gwasanaeth:</b> Chris Moore  <b>Awdur yr adroddiad:</b> Chris Moore	<b>Swydd:</b>  Cyfarwyddwr y Gwasanaethau Corfforaethol	<b>Rhif Ffôn / Cyfeiriad E-bost:</b>  01267 224120 <a href="mailto:CMoore@sirgar.gov.uk">CMoore@sirgar.gov.uk</a>
--	---	--

**EXECUTIVE SUMMARY**

**SOCIAL CARE & HEALTH SCRUTINY  
COMMITTEE**

**27<sup>th</sup> JANUARY 2021**

**Revenue & Capital Budget  
Monitoring Report 2020/21**

The Financial Monitoring Report is presented as follows:

**Revenue Budgets**

**Appendix A**

Summary position for the Social Care and Health Scrutiny Committee. Services within the Social Care and Health Scrutiny remit are forecasting a £933k overspend.

**Appendix B**

Report on Main Variances on agreed budgets.

**Appendix C**

Detailed variances for information purposes only.

**Capital Budgets**

**Appendix D**

Details the main variances on capital schemes, which shows a forecasted net spend of £262k compared with a working net budget of £419k giving a -£157k variance. The balance will be slipped into future years.

**Appendix E**

Details all social care capital projects.

**Savings Monitoring**

**Appendix F**

The savings monitoring report.

**DETAILED REPORT ATTACHED?**

***YES – A list of the main variances is attached to this report***

## IMPLICATIONS

I confirm that other than those implications which have been agreed with the appropriate Directors / Heads of Service and are referred to in detail below, there are no other implications associated with this report.

Signed: **Chris Moore** Director of Corporate Services

Policy, Crime & Disorder and Equalities	Legal	Finance	ICT	Risk Management Issues	Staffing Implications	Physical Assets
<b>NONE</b>	<b>NONE</b>	<b>YES</b>	<b>NONE</b>	<b>NONE</b>	<b>NONE</b>	<b>NONE</b>

### 3. Finance

Revenue – The Social Care & Health Service is projecting that it will be over its approved budget by £933k.

Capital – The capital programme shows a variance of -£157k against the 2020/21 approved budget.

#### Savings Report

The expectation is that at year end £1,051k of Managerial savings against a target of £2,187k are forecast to be delivered. £30k of Policy savings put forward for 2020/21 against a target of £65k are projected to be delivered.

## CONSULTATIONS

I confirm that the appropriate consultations have taken in place and the outcomes are as detailed below:

Signed: **Chris Moore** Director of Corporate Services

1. Local Member(s) – N/A
2. Community / Town Council – N/A
3. Relevant Partners – N/A
4. Staff Side Representatives and other Organisations – N/A

**EXECUTIVE BOARD PORTFOLIO  
HOLDERS AWARE/CONSULTED?**  
YES

(Include any observations here)

**Section 100D Local Government Act, 1972 – Access to Information  
List of Background Papers used in the preparation of this report:**

#### **THESE ARE DETAILED BELOW:**

Title of Document	File Ref No. / Locations that the papers are available for public inspection
2020/21 Budget	Corporate Services Department, County Hall, Carmarthen
2020-25 Capital Programme	Online via corporate website – Minutes of County Council Meeting 3 <sup>rd</sup> March 2020

Mae'r dudalen hon yn wag yn fwriadol



**Social Care & Health Scrutiny Report**  
**Budget Monitoring as at 31st October 2020 - Summary**

Division	Working Budget				Forecasted				Oct 2020 Forecasted Variance for Year £'000	Aug 2020 Forecasted Variance for Year £'000
	Expenditure £'000	Income £'000	Net non- controllable £'000	Net £'000	Expenditure £'000	Income £'000	Net non- controllable £'000	Net £'000		
<b>Adult Services</b>										
Older People	60,405	-23,143	3,207	40,469	62,284	-25,029	3,207	40,463	-7	-534
Physical Disabilities	8,248	-1,859	253	6,642	8,252	-1,529	253	6,976	334	452
Learning Disabilities	40,116	-11,059	1,283	30,340	39,671	-10,466	1,283	30,489	148	249
Mental Health	9,582	-4,030	255	5,807	10,467	-4,466	255	6,255	448	761
Support	6,940	-4,978	1,123	3,085	7,133	-5,163	1,123	3,094	9	-30
<b>GRAND TOTAL</b>	<b>125,291</b>	<b>-45,069</b>	<b>6,121</b>	<b>86,343</b>	<b>127,807</b>	<b>-46,652</b>	<b>6,121</b>	<b>87,276</b>	<b>933</b>	<b>898</b>

## Social Care & Health Scrutiny Report

### Budget Monitoring as at 31st October 2020 - Main Variances

Division	Working Budget		Forecasted		Oct 2020 Forecasted Variance for Year £'000	Notes	Aug 2020 Forecasted Variance for Year £'000
	Expenditure £'000	Income £'000	Expenditure £'000	Income £'000			
<b>Adult Services</b>							
<b>Older People</b>							
Older People - Commissioning	3,646	-513	3,564	-498	-66	Care Management Teams - underspends re staffing	-61
Older People - Private/ Vol Homes	24,748	-13,127	25,063	-13,130	313	Pressures remain on the demand for services	76
Older People - Community Support	28	0	66	0	38		43
Older People - Extra Care	774	0	833	0	60	Cwm Aur contract - savings proposals in previous years only partially delivered	51
Older People - Local Authority Domiciliary Care	7,514	0	8,100	-375	211	Enhanced rates of pay and overtime not fully funded by Welsh Government Hardship Fund. Funding is claimable at £1 per hour of Domiciliary Care delivered.	143
Older People - Private Domiciliary Care	8,238	-2,523	7,973	-2,602	-344	Welsh Government Hardship Fund claimable at £1 per hour delivered. Demand had fallen due to cancelled care packages early in the year. Activity now increasing. Delays to implement several savings proposals	-350
Older People - Management & Support Services	920	-175	1,020	-188	86	Previous years savings proposals relating to reduced staff costs not delivered	81
Older People - Enablement	1,874	-444	1,955	-623	-98	Enhanced rates of pay and overtime not fully funded by Welsh Government Hardship Fund. Funding is claimable at £1 per hour of care delivered.	-279
Older People - Day Services	861	-81	847	-18	49	Previous years savings proposals relating to reduced premises costs not delivered, offset by reducing in running costs in current year	4
Older People - Private Day Services	225	0	8	0	-217	No day services due to Covid-19	-217
Older People - Other variances					-37		-25
<b>Physical Disabilities</b>							
Phys Dis - Commissioning & OT Services	861	-323	675	-271	-135	Vacant posts	-119
Phys Dis - Private/Vol Homes	1,659	-300	1,310	-132	-182	Demand led - Reduced use of respite care due to Covid-19	-167
Phys Dis - Group Homes/Supported Living	1,079	-167	1,109	-10	187	Significant changes over recent years as packages reassessed following the transfer of Welsh Independent Living Fund into Revenue Support Grant. Primarily affected Physical Disabilities and Learning Disability clients for Direct Payments, Day Services and Community Support. Budget adjustments to be monitored to check initially virements were accurate	268
Phys Dis - Community Support	198	0	118	0	-80	Reduced use of respite care due to Covid-19	-79
Phys Dis - Direct Payments	2,673	-577	3,220	-577	547	Demand remains steady but at a level of overspend in 2019/20	550
Phys Dis - Other variances					-2		-1

## Social Care & Health Scrutiny Report

### Budget Monitoring as at 31st October 2020 - Main Variances

Division	Working Budget		Forecasted		Oct 2020 Forecasted Variance for Year £'000	Notes	Aug 2020 Forecasted Variance for Year £'000
	Expenditure £'000	Income £'000	Expenditure £'000	Income £'000			
<b>Learning Disabilities</b>							
Learn Dis - Private/Vol Homes	10,812	-4,287	11,690	-4,015	1,150	Demand increased - further work to establish underlying cause. Previous year had grant awarded late in the year - this is not projected in the current year forecast.	1,054
Learn Dis - Direct Payments	3,758	-547	4,448	-547	690	Demand remains steady but at a level of overspend in 2019/20	653
Learn Dis - Group Homes/Supported Living	9,829	-2,221	10,280	-2,373	298	More demand in Supported Living as an alternative to residential care. Rightsizing in Supported Living ongoing but delayed due to Covid-19. Accommodation and Efficiency project which plans for strategic longer term future accommodation options as well as current client group is now picking up pace.	268
Learn Dis - Adult Respite Care	981	-812	941	-812	-39		-29
Learn Dis - Home Care Service	322	-154	322	-154	-0		0
Learn Dis - Local Authority Day Services	2,482	-410	2,265	-317	-124	Reduced premises and running costs as building based provision is reduced due to social distancing regulations and alternatives provided.	-29
Learn Dis - Private Day Services	1,438	-80	464	-80	-974	Day Services closed from March 2020. Assume closure for whole financial year. Where care has been reassessed and alternative has been provided, the additional cost is shown as an overspend in that budget. However this is not claimable under Welsh Government Hardship Fund where there is no additional cost	-917
Learn Dis - Community Support	3,537	-158	2,856	-158	-681	Community Services provision greatly reduced from March 2020. Activity levels beginning to increase. Where care has been reassessed and alternative has been provided, the additional cost is shown as an overspend in that budget. However this is not claimable under Welsh Government Hardship Fund where there is no additional cost	-533
Learn Dis - Adult Placement/Shared Lives	3,031	-2,198	2,708	-2,011	-136	Staff vacancies and reduced payments for day services support	-131
Learn Dis - Other variances					-35		-86
<b>Mental Health</b>							
M Health - Private/Vol Homes	6,081	-3,230	6,753	-3,467	435	Demand increased - further work to establish underlying causes. Previous year had grant awarded late in the year - this is not projected in the current year forecast.	647
M Health - Other variances					13		114
<b>Support</b>							
Support - Other variances					9		-30
<b>Grand Total</b>					<b>933</b>		<b>898</b>

**Social Care & Health Scrutiny Report**  
**Budget Monitoring as at 31st October 2020 - Detail Monitoring**

Division	Working Budget				Forecasted				Oct 2020 Forecasted Variance for Year £'000	Notes	Aug 2020 Forecasted Variance for Year £'000
	Expenditure £'000	Income £'000	Net non- controllable £'000	Net £'000	Expenditure £'000	Income £'000	Net non- controllable £'000	Net £'000			
<b>Adult Services</b>											
<b>Older People</b>											
Older People - Commissioning	3,646	-513	674	3,807	3,564	-498	674	3,740	-66	Care Management Teams - underspends re staffing	-61
Older People - Local Authority Residential Homes	7,936	-3,814	931	5,053	9,241	-5,133	931	5,039	-13		0
Older People - Supported Living	97	0	0	97	97	0	0	97	0		0
Older People - Private/ Vol Homes	24,748	-13,127	328	11,949	25,063	-13,130	328	12,262	313	Pressures remain on the demand for services	76
Older People - Community Support	28	0	0	28	66	0	0	66	38		43
Older People - Extra Care	774	0	10	784	833	0	10	843	60	Cwm Aur contract - savings proposals in previous years only partially delivered	51
Older People - Local Authority Domiciliary Care	7,514	0	750	8,264	8,100	-375	750	8,475	211	Enhanced rates of pay and overtime not fully funded by Welsh Government Hardship Fund. Funding is claimable at £1 per hour of Domiciliary Care delivered.	143
Older People - MOW's	5	-5	0	-0	0	0	0	0	0		0
Older People - Direct Payments	1,177	-299	6	885	1,157	-299	6	864	-20		-20
Older People - Grants	469	-179	16	306	465	-179	16	302	-4		-4
Older People - Private Domiciliary Care	8,238	-2,523	116	5,830	7,973	-2,602	116	5,486	-344	Welsh Government Hardship Fund claimable at £1 per hour delivered. Demand had fallen due to cancelled care packages early in the year. Activity now increasing. Delays to implement several savings proposals	-350
Older People - Management & Support Services	920	-175	99	844	1,020	-188	99	930	86	Previous years savings proposals relating to reduced staff costs not delivered	81
Older People - Careline	1,894	-1,983	4	-85	1,894	-1,983	4	-85	-0		-0
Older People - Enablement	1,874	-444	174	1,604	1,955	-623	174	1,506	-98	Enhanced rates of pay and overtime not fully funded by Welsh Government Hardship Fund. Funding is claimable at £1 per hour of care delivered.	-279
Older People - Day Services	861	-81	100	880	847	-18	100	929	49	Previous years savings proposals relating to reduced premises costs not delivered, offset by reducing in running costs in current year	4
Older People - Private Day Services	225	0	0	225	8	0	0	8	-217	No day services due to Covid-19	-217
<b>Older People Total</b>	<b>60,405</b>	<b>-23,143</b>	<b>3,207</b>	<b>40,469</b>	<b>62,284</b>	<b>-25,029</b>	<b>3,207</b>	<b>40,463</b>	<b>-7</b>		<b>-534</b>
<b>Physical Disabilities</b>											
Phys Dis - Commissioning & OT Services	861	-323	42	581	675	-271	42	446	-135	Vacant posts	-119
Phys Dis - Private/Vol Homes	1,659	-300	13	1,373	1,310	-132	13	1,191	-182	Demand led - Reduced use of respite care due to Covid-19	-167
Phys Dis - Group Homes/Supported Living	1,079	-167	12	924	1,109	-10	12	1,111	187	Significant changes over recent years as packages reassessed following the transfer of Welsh Independent Living Fund into Revenue Support Grant. Primarily affected Physical Disabilities and Learning Disability clients for Direct Payments, Day Services and Community Support. Budget adjustments to be monitored to check initially virements were accurate	268
Phys Dis - Community Support	198	0	1	200	118	0	1	119	-80	Reduced use of respite care due to Covid-19	-79
Phys Dis - Private Home Care	321	-88	3	236	321	-88	3	236	0		0

**Social Care & Health Scrutiny Report**  
**Budget Monitoring as at 31st October 2020 - Detail Monitoring**

Division	Working Budget				Forecasted				Oct 2020 Forecasted Variance for Year £'000	Notes	Aug 2020 Forecasted Variance for Year £'000
	Expenditure £'000	Income £'000	Net non- controllable £'000	Net £'000	Expenditure £'000	Income £'000	Net non- controllable £'000	Net £'000			
Phys Dis - Aids & Equipment	1,118	-405	166	879	1,163	-450	166	879	-0		0
Phys Dis - Grants	158	0	0	158	156	0	0	156	-2		-2
Phys Dis - Direct Payments	2,673	-577	14	2,110	3,220	-577	14	2,657	547	Demand remains steady but at a level of overspend in 2019/20	550
Phys Dis - Manual Handling	4	0	0	4	4	0	0	4	0		0
Phys Dis - Independent Living Fund	177	0	0	177	177	0	0	177	-0		0
<b>Physical Disabilities Total</b>	<b>8,248</b>	<b>-1,859</b>	<b>253</b>	<b>6,642</b>	<b>8,252</b>	<b>-1,529</b>	<b>253</b>	<b>6,976</b>	<b>334</b>		<b>452</b>
<b>Learning Disabilities</b>											
Learn Dis - Employment & Training	1,786	-192	257	1,851	1,560	1	257	1,819	-33		-21
Learn Dis - Commissioning	951	0	144	1,094	948	0	144	1,091	-3		-4
Learn Dis - Private/Vol Homes	10,812	-4,287	81	6,606	11,690	-4,015	81	7,756	1,150	Demand increased - further work to establish underlying cause. Previous year had grant awarded late in the year - this is not projected in the current year forecast.	1,054
Learn Dis - Direct Payments	3,758	-547	23	3,235	4,448	-547	23	3,924	690	Demand remains steady but at a level of overspend in 2019/20	653
Learn Dis - Group Homes/Supported Living	9,829	-2,221	53	7,661	10,280	-2,373	53	7,959	298	More demand in Supported Living as an alternative to residential care. Rightsizing in Supported Living ongoing but delayed due to Covid-19. Accommodation and Efficiency project which plans for strategic longer term future accommodation options as well as current client group is now picking up pace.	268
Learn Dis - Adult Respite Care	981	-812	107	275	941	-812	107	236	-39		-29
Learn Dis - Home Care Service	322	-154	4	171	322	-154	4	171	-0		0
Learn Dis - Local Authority Day Services	2,482	-410	356	2,428	2,265	-317	356	2,304	-124	Reduced premises and running costs as building based provision is reduced due to social distancing regulations and alternatives provided.	-29
Learn Dis - Private Day Services	1,438	-80	11	1,369	464	-80	11	395	-974	Day Services closed from March 2020. Assume closure for whole financial year. Where care has been reassessed and alternative has been provided, the additional cost is shown as an overspend in that budget. However this is not claimable under Welsh Government Hardship Fund where there is no additional cost	-917
Learn Dis - Transition Service	516	0	97	613	510	0	97	607	-6		-61
Learn Dis - Community Support	3,537	-158	24	3,403	2,856	-158	24	2,722	-681	Community Services provision greatly reduced from March 2020. Activity levels beginning to increase. Where care has been reassessed and alternative has been provided, the additional cost is shown as an overspend in that budget. However this is not claimable under Welsh Government Hardship Fund where there is no additional cost	-533
Learn Dis - Grants	374	0	5	379	374	-0	5	379	-0		0
Learn Dis - Adult Placement/Shared Lives	3,031	-2,198	84	918	2,708	-2,011	84	782	-136	Staff vacancies and reduced payments for day services support	-131

**Social Care & Health Scrutiny Report**  
**Budget Monitoring as at 31st October 2020 - Detail Monitoring**

Division	Working Budget				Forecasted				Oct 2020	Notes	Aug 2020
	Expenditure £'000	Income £'000	Net non- controllable £'000	Net £'000	Expenditure £'000	Income £'000	Net non- controllable £'000	Net £'000	Forecasted Variance for Year £'000		Forecasted Variance for Year £'000
Learn Dis/M Health - Management & Support Services	344	0	38	381	350	0	38	388	7		-0
Learn Dis - Independent Living Fund	-45	0	0	-45	-45	0	0	-45	0		0
<b>Learning Disabilities Total</b>	<b>40,116</b>	<b>-11,059</b>	<b>1,283</b>	<b>30,340</b>	<b>39,671</b>	<b>-10,466</b>	<b>1,283</b>	<b>30,489</b>	<b>148</b>		<b>249</b>
<b>Mental Health</b>											
M Health - Commissioning	966	-81	83	968	1,134	-249	83	968	0		0
M Health - Private/Vol Homes	6,081	-3,230	41	2,892	6,753	-3,467	41	3,327	435	Demand increased - further work to establish underlying causes. Previous year had grant awarded late in the year - this is not projected in the current year forecast.	647
M Health - Private/Vol Homes (Substance Misuse)	142	-33	0	109	142	-33	0	109	0		33
M Health - Group Homes/Supported Living	1,240	-406	7	841	1,271	-437	7	841	-0		-0
M Health - Direct Payments	145	-43	1	102	194	-43	1	151	49		34
M Health - Community Support	561	-74	6	493	560	-74	6	492	-0		76
M Health - Day Services	1	0	27	28	-6	0	27	21	-7		0
M Health - Private Day Services	0	0	0	0	0	0	0	0	0		0
M Health - Private Home Care	83	-28	1	56	83	-28	1	56	-0		0
M Health - Substance Misuse Team	363	-135	88	316	335	-135	88	288	-28		-29
<b>Mental Health Total</b>	<b>9,582</b>	<b>-4,030</b>	<b>255</b>	<b>5,807</b>	<b>10,467</b>	<b>-4,466</b>	<b>255</b>	<b>6,255</b>	<b>448</b>		<b>761</b>
<b>Support</b>											
Departmental Support	2,127	-2,123	799	804	2,162	-2,158	799	803	-0		-0
Performance, Analysis & Systems	429	-39	44	434	499	-101	44	442	8		2
VAWDASV	326	-313	8	21	326	-313	8	21	-0		-0
Adult Safeguarding & Commissioning Team	1,420	-37	100	1,483	1,421	-37	100	1,485	2		-0
Regional Collaborative	1,213	-764	74	523	1,213	-764	74	523	0		-0
Holding Acc-Transport	1,424	-1,703	98	-180	1,512	-1,790	98	-180	0		-32
<b>Support Total</b>	<b>6,940</b>	<b>-4,978</b>	<b>1,123</b>	<b>3,085</b>	<b>7,133</b>	<b>-5,163</b>	<b>1,123</b>	<b>3,094</b>	<b>9</b>		<b>-30</b>
<b>TOTAL FOR SOCIAL CARE &amp; HEALTH SERVICE</b>	<b>125,291</b>	<b>-45,069</b>	<b>6,121</b>	<b>86,343</b>	<b>127,807</b>	<b>-46,652</b>	<b>6,121</b>	<b>87,276</b>	<b>933</b>		<b>898</b>

# APPENDIX D

Capital Programme 2020/21							Variance for Year £'000	Comment
Capital Budget Monitoring - Report for October 2020 - Main Variances								
	Working Budget			Forecasted				
DEPARTMENT - Service	Expenditure £'000	Income £'000	Net £'000	Expenditure £'000	Income £'000	Net £'000		
COMMUNITIES								
- Social Care	419	0	419	262	0	262	-157	£100k has been vired to Carmarthen Leisure Centre - Approved in Aug Monitoring. Balance to be slipped.
TOTAL	419	0	419	262	0	262	-157	

Mae'r dudalen hon yn wag yn fwiadol



<b>Social Care</b>
<b>Capital Budget Monitoring - Scrutiny Report for October 2020</b>

**APPENDIX E**

		Working Budget			Forecasted		
Scheme	Target Date for Completion	Expenditure £'000	Income £'000	Net £'000	Expenditure £'000	Income £'000	Net £'000
<b>Learning Disabilities Accommodation Developments</b>		179	0	179	22	0	22
Learning Disabilities Developments	On going	179	0	179	22	0	22
<b>Extra Care Schemes</b>		240	0	240	240	0	240
Cartref Cynnes Development Carmarthen	On going	240	0	240	240	0	240
<b>NET BUDGET</b>		419	0	419	262	0	262

Variance	Comment
-157	
-157	Balance to be slipped
0	
0	
-157	

Mae'r dudalen hon yn wag yn fwiadol

**2020/21 Savings Monitoring Report**  
**Social Care & Health Scrutiny Committee**  
**27th January 2021**

1 Summary position as at : 31st October 2020

£1,171 k variance from delivery target

Community Services	2020/21 Savings monitoring		
	2020/21	2020/21	2020/21
	Target	Delivered	Variance
	£'000	£'000	£'000
	2,252	1,081	1,171
	<b>2,252</b>	<b>1,081</b>	<b>1,171</b>

2 Analysis of delivery against target for managerial and policy decisions:

Managerial

£1,136 k Off delivery target

Policy

£35 k Off delivery target

Community Services	MANAGERIAL			POLICY		
	2020/21	2020/21	2020/21	2020/21	2020/21	2020/21
	Target	Delivered	Variance	Target	Delivered	Variance
	£'000	£'000	£'000	£'000	£'000	£'000
	2,187	1,051	1,136	65	30	35
	<b>2,187</b>	<b>1,051</b>	<b>1,136</b>	<b>65</b>	<b>30</b>	<b>35</b>

3 Appendix F (i) : Savings proposals not on target

Appendix F (ii) : Savings proposals on target (for information)

Department	2019/20 Budget	FACT FILE	2020/21 Proposed	2020/21 Delivered	2020/21 Variance	EFFICIENCY DESCRIPTION	REASON FOR VARIANCE
	£'000		£'000	£'000	£'000		
Managerial - off Target							
Community Services							
Integrated Services							
Domiciliary Care - double handled calls	12,274	Domiciliary Care Services, also known as Homecare, provide practical or personal care for someone in their own home. This could be because health or mobility is declining, or a person may have been in hospital or they have a long term health condition. As at the end of September 2019 there were 1,085 clients receiving a Domiciliary Service.	214	160	54	To reduce double handed domiciliary care packages to 18% by the end of 2021/22 from 25.4% in 2018/19.	From March 2020 to June 2020, the number of service users rose from 1014 to 1054 and the number of double handed clients rose from 238 to 244, which equates to 23.1% at the end of Q1. This was due to clients re-starting their care. The average double handed care package has increased to 22.9 hours. This was due to withdrawal of other services such as day services and respite. Quarter 1 % of double handed packages = 23.1%. Benchmark is 18%
Domiciliary Care - Community Independence Service	12,274	The pilot of the Bridging Service in Llanelli Community Resource Team realised savings of £860 per week for 27 service users over a period of 12 weeks	233	0	233	To extend the Bridging Service across the 3 Community Resource Teams: 75 service users per quarter would receive this service	Not able to progress in current year
Domiciliary Care - Fulfilled Lives	12,274	The pilot of the Fulfilled Lives service for people living with dementia has shown that the service prevents escalation of care by maintaining individuals' independence for longer. Typically with traditional domiciliary care an increase of 3-4 hours would be expected over a 12 month period. On average, service users receive 6.5 hours per week. at Stages 1&2 compared to Domiciliary care average of 7.5 hours per week. for all clients (not only people with dementia, who are more likely to escalate quickly to around 10.5 hours) The service also saves on visit costs by avoiding a dependency on frequent calls. FL service is 3 - 7 visits per week, whereas Dom Care is around an average of 16 visits per week. The plan is to roll out the service to Ammanford & Llandeilo during 2019/20 and then Carmarthen town in 2020/21. For Year 3, the next community with a large population would be Cross Hands area.	65	62	3	To increase number of people with dementia receiving Fulfilled Lives service from 39 (March 2019) to 115 (March 2022)	Not able to progress in current year. The number of people receiving Fulfilled Lives reduced from 64 in March 2019 to 61 in June 2020. Average was 58 people during the Quarter, a reduction of 5 people during the quarter, due to Covid-19.
Domiciliary Care - small packages of care	12,274	There are 268 clients receiving domiciliary care packages of 7 visits per week or less. This is 24.7% of the total number of clients as at 30.9.19	78	0	78	To reduce the number of clients receiving domiciliary care packages of less than 5 hours a week by 125 people (50%) in line with recommendations of Prof. Bolton	Not able to progress in current year
Domiciliary Care - Information, Assistance & Advice	12,274	The Information, Assistance & Advice service within Llesiant Delta Wellbeing Ltd is one way that the demand for statutory services can be managed, by enabling people to help themselves. The average number of referrals per month (Aug18 to Sept 19) was 893. Currently the % of referrals which receive an IAA outcome is on average 11.3% (equating to, on average, 101 clients per month)	218	153	65	To increase the proportion of referrals receiving an Information, Assistance & Advice outcome to 20%, (currently this equates to an additional 74 people per month). Assume this is achieved by increments of 1% from July to March in Year 1; Maintain in Year 2	Phased roll out so full year effect will not be realised until Year 3
CUSP		The CUSP (Carmarthenshire United Support Project) is one way that the demand for statutory services can be managed, by providing help when people need it (preventative services).	146	0	146	To increase the proportion of referrals receiving a preventative service through CUSP by an additional 5 people per month. Assume this is achieved by increments of 5 people from July to March in Year 1; Maintain in Year 2 This will reduce referrals to Brokerage from an average of 95 per month to 90 per month (5 fewer starters)	Not able to progress in current year
Domiciliary Care - Continence project	12,274	This is pilot project with Community Nursing and Physiotherapy services to work with domiciliary care service users to improve their continence and reduce the need for 3 or 4 calls per day to support them with their continence needs.	50	0	50	To provide specialist continence advice for identified service users to reduce the need for the existing level of domiciliary care (i.e. reduce one call per day)	Not able to progress in current year
Total Integrated Services			1,005	375	630		
Adult Social Care							
Shared Lives	706	Shared Lives provides placements for individuals with learning Disability or Mental Health issue with families that have been approved as Shared Lives Carers .	104	52	52	Stepping down three individuals from residential care to a Shared Lives setting will save approx. £50k to £60k per individual	Unable to undertake face to face visits so the matching and slotting process for new placements has been halted during the pandemic.
Right Sizing Supported Living	7,949	Supported living is provided for those individuals with a Learning Disability or Mental Health who need support with daily living tasks to remain in the community . Support is provided from staff in the setting which can range from a few hours to 24/7 in some circumstances Promoting independence is a key aspect of supported living	105	53	52	Reviewing high cost placements and decreasing levels of support to promote independence and enhance daily living skills will result in cost savings e.g. reduction of 20 individual packages x 5hrs x £20 per hour = £105k	During Covid-19 the accommodation projects have been on hold and we have been unable to undertake reviews for rightsizing or progress the deregistration with providers. This work is now being picked up at pace but there will not be a full effect of the year's savings due to the six months lost during Covid-19 where essential business and safeguarding was prioritised over strategic work.
Right Sizing Residential	6,411	People may move into a residential home because their health has deteriorated or is so severe they are unable to look after themselves without 24/7 support , they are living with families who no longer able to support them or there are not alternative accommodation options . Some homes offer short term stays ,but generally they provide long term accommodation. Approximately 200 individuals are accommodated in residential accommodation , a key objective for the service is to reduce the numbers in residential care , increase the range of alternatives and promote choice and independence for individuals.	300	150	150	Review packages of care and collaborate with commissioned services to promote independence, facilitate progression pathways and step down options whilst continuing to meet eligible need. To develop a sustainable accommodation market and to maximise collaborative funding opportunities with health partners.	During Covid-19 the accommodation projects have been on hold and we have been unable to undertake reviews for rightsizing or progress the deregistration with providers. This work is now being picked up at pace but there will not be a full effect of the year's savings due to the six months lost during Covid-19 where essential business and safeguarding was prioritised over strategic work.
De-registration of Residential	6,411	Over the last year we have been working with several providers to maximise the independence of individuals in residential settings , as a result a number of residential providers are changing their settings to provide supported living which promotes independence and results in improved outcomes for those individuals.	150	75	75	De-registering independent residential settings to supported living, saving approximately £30k per individual per annum.	During Covid-19 the accommodation projects have been on hold and we have been unable to progress the deregistration with providers. This work is now being picked up at pace but there will not be a full effect of the year's savings due to the six months lost during Covid-19 where essential business and safeguarding was prioritised over strategic work.
Releasing Time to care in-house DC		A number of young people in our Learning Disability service are supported by two or three ( in some circumstances) staff in relation to moving and handling activity. Currently independent providers are also commissioned to support this .	30	0	30	Reduction of third party payments by operating Releasing Time to Care approach within day services which trains staff to be able to maximise the use of assistive technology , subsequently reducing the number of staff required to safely undertake moving and handling of individuals . This will reduce costs in relation to this activity.	Saving will be achieved in Day Services as they have been closed since March 2020. The Releasing Time to Care approach will be actioned when Day Services resume
Total Adult Social Care			689	330	359		
Homes & Safer Communities							
Domiciliary Care (in-house)	5,474	Domiciliary Care Services, also known as Homecare, provide practical or personal care for someone in their own home. This could be because health or mobility is declining, or a person may have been in hospital or they have a long term health condition. The in-house service currently provides around 35% of the market and provides over 4,000 hours of care every week to 350 service users.	100	50	50	Domiciliary Care - delivering more care hours as a result of better rostering, reduction in sickness rates and ensuring vacancies are filled	Focus during Covid-19 has been to sustain the service and keep everyone safe, however performance tasks are now being picked up at pace and we anticipate achieving 50% of our original target.
OP Residential Homes(in-house)	2,745	We provide seven Council run Care Homes across the County providing 248 beds	100	0	100	Increased occupancy within our Care Homes and quicker turn-around of beds when they do become available	Not possible due to Covid-19
Total Homes & Safer Communities			200	50	150		
Community Services Total			1,894	755	1,139		

Department	2019/20 Budget	FACT FILE	2020/21 Proposed	2020/21 Delivered	2020/21 Variance	EFFICIENCY DESCRIPTION	REASON FOR VARIANCE			
	£'000		£'000	£'000	£'000					
Policy - off Target										
Community Services										
Day Services	3,600	LD & MH day services currently provide support for approximately 300 individuals across the county utilising 9 different sites. The services provide opportunities for individuals to receive therapy, maintain their health and wellbeing, gain skills, socialise whilst also providing respite for carers. The review of day services has highlighted the need to develop community options and specialist services which will see a decline in the use of building based services. This will provide opportunities for us to develop intergenerational services in partnership with adult services within Coleshill and Manor Road and vacate the premises at Cross Hands.	65	30	35	Reduction of one building in 2020/21 and 2021/22 and more efficient use of current estate in community inclusion	Review of day Services will be undertaken as part of Reset process. Day Services currently closed which will result in savings in year for utilities etc			
Community Services Total			65	30	35					

Department	2019/20 Budget	FACT FILE	2020/21 Proposed	2020/21 Delivered	2020/21 Variance	EFFICIENCY DESCRIPTION
	£'000		£'000	£'000	£'000	

Managerial - on Target

Community Services

Integrated Services

Domiciliary Care - 4 calls a day	12,274	The number of clients receiving domiciliary care is 1,085 of which 169 receive 4 calls a day or more - this is 16% (of these 121 are double handed).	11	15	-4	To reduce the number of clients receiving 4 or more calls a day by 11 per year - approx. 1% per year
Total Integrated Services			11	15	-4	

Adult Social Care

College Placement	6,411	A number of young people with a Learning Disability are accommodated in residential colleges where they live and undertake learning programmes and day activities.	52	52	0	Provision of supported living and community options for learning/development /day opportunities as an alternative to residential college will save approx. £52 k per individual
Staffing		In line with the modernisation of services the division has been undertaking a management and staffing restructure to ensure that we have the right number and appropriate skill set to deliver the new models of service	45	45	0	As part of management restructure and reconfiguration of services, reduction in some management posts.
Total Adult Social Care			97	97	0	

Homes & Safer Communities

Divisional wide		Homes and Safer Communities provide a range of services in relation to Housing, Environmental Protection, Business and Consumer Affairs, Residential Care, Housing Options and Tenancy Support and Community Engagement.	25	25	0	5% reduction in travelling expenses across the Division through smarter and more agile working
Divisional wide		Homes and Safer Communities provide a range of services in relation to Housing, Environmental Protection, Business and Consumer Affairs, Residential Care, Housing Options and Tenancy Support and Community Engagement.	40	40	0	Not apply 2% validation across Homes & Safer Communities
OP Residential Homes( in-house)	2,745	We provide seven Council run Care Homes across the County providing 248 beds	50	50	0	More efficient use of residential care home staff by reducing agency costs (net gain)
Total Homes & Safer Communities			115	115	0	

Support Services

Support Services	1,957	The service provides business support for Social Care. The functions include payment of creditors, management of transport and premises; the assessment and collection of income for residential and non residential services; and general business support	34	34	0	Rationalisation of staffing structure with the Business Support Unit
Support Services	1,957	The service provides business support for Social Care. The functions include payment of creditors, management of transport and premises; the assessment and collection of income for residential and non residential services; and general business support	12	12	0	Reduction in Supplies and Services budgets, by reducing postage and printings costs.
Support Services	0	The service provides business support for Social Care. The functions include payment of creditors, management of transport and premises; the assessment and collection of income for residential and non residential services; and general business support	23	23	0	Review of Transport for service users, making better use of the buses available, and increasing contracted in work
Total Support Services			69	69	0	

Community Services Total	292	296	-4
--------------------------	-----	-----	----

Policy - on Target

NOTHING TO REPORT

Eitem Rhif 5

**PWYLLGOR CRAFFU GOFAL  
CYMDEITHASOL AC IECHYD  
27<sup>ain</sup> IONAWR 2021**

**YMGYNGHORI YNGHYLCH STRATEGAETH Y GYLLIDEB REFENIW  
2021/22 TAN 2023/24**

Atodiad A - Strategaeth ar gyfer y Gyllideb Gorfforaethol o 2021/22 tan 2023/24

Atodiad A (i) - Crynodeb effeithlonrwydd sy'n ymwneud â'r Gwasanaeth Gofal Cymdeithasol ac Iechyd

Atodiad A (ii) - Twf Gwasgedd sy'n ymwneud â'r Gwasanaeth Gofal Cymdeithasol ac Iechyd

Atodiad B - Adroddiad Monitro Cyllideb sy'n ymwneud â'r Gwasanaeth Gofal Cymdeithasol ac Iechyd

Atodiad C - Crynhoad o'r Taliadau sy'n ymwneud â'r Gwasanaeth Gofal Cymdeithasol ac Iechyd

**Ystyried y materion canlynol a chyflwyno sylwadau arnynt:**

- Bod yr aelodau yn ystyried ac yn gwneud sylwadau ar gynlluniau strategaeth y gyllideb
- Bod yr aelodau yn ystyried ac yn gwneud sylwadau ar gynlluniau ar gyfer arbedion effeithlonrwydd yn eu meysydd gwasanaeth hwy, a glustnodir yn Atodiad A(i)
- Hefyd, bod yr aelodau'n cael gwahoddiad i gyflwyno unrhyw gynlluniau eraill ar gyfer arbedion effeithlonrwydd.
- Bod yr aelodau'n edrych yn fanwl ar y Gyllidebau Adrannol
- Bod yr aelodau'n cymeradwyo'r Crynhodau o'r Taliadau

**Rhesymau:**

- Yn ei gyfarfod ar 18<sup>fed</sup> Ionawr 2021, bydd y Bwrdd Gweithredol yn ystyried Strategaeth y Gyllideb Refeniw o 2021/22 tan 2023/24 (Atodiad A) ac yn cymeradwyo'r adroddiad at ddibenion ymgynghori. Yn y cyfarfod caiff y wybodaeth ddiweddaraf ei rhoi ar lafar ynghylch unrhyw newidiadau neu gynlluniau penodol gan y Bwrdd Gweithredol, os bydd hynny'n briodol.

**Angen cyfeirio'r mater at y Bwrdd Gweithredol er mwyn gwneud penderfyniad:  
NAC OES**

**Aelodau'r Bwrdd Gweithredol sy'n gyfrifol am y Portffolio:**

- Cyng. David Jenkins (Adnoddau)
- Cyng. Jane Tremlett (Gofal Cymdeithasol ac Iechyd)

**Y Gyfarwyddiaeth:**

Gwasanaethau Corfforaethol

**Enw'r Cyfarwyddwr:**

Chris Moore

**Awdur yr adroddiad:**

Randal Hemingway

**Swydd:**

Pennaeth y Gwasanaethau  
Corfforaethol

**Rhif Ffôn / Cyfeiriad E-bost:**

01267 224886

[RHemingway@sirgar.gov.uk](mailto:RHemingway@sirgar.gov.uk)

## EXECUTIVE SUMMARY

### SOCIAL CARE & HEALTH SCRUTINY COMMITTEE 27<sup>th</sup> JANUARY 2021

#### REVENUE BUDGET STRATEGY CONSULTATION 2021/22 to 2023/24

The objective of the report is to allow members to consider the corporate budget strategy for the financial years 2021/22 to 2023/24 to consider the service delivery impact and options for the forthcoming years.

The report is set out as follows:-

#### **Appendix A**

- The attached report is a copy of the Revenue Budget Strategy 2021/22 to 2023/24 that has been presented to the Executive Board. As part of the budget consultation process the report is presented to this Scrutiny Committee for your consideration.
- The report provides members with an initial view of the revenue budget issues for the forthcoming year and also reflects departmental submissions.

#### **Appendix B**

Current budget extracts for the Social Care & Health Service.

#### **Appendix C**

Charging Digest for the Social Care & Health Service. The charges for 2021/22 have yet to be adopted and any change to the proposed charges will impact on the budget/efficiency proposals.

DETAILED REPORT ATTACHED?	YES
---------------------------	-----



## IMPLICATIONS

I confirm that other than those implications which have been agreed with the appropriate Directors / Heads of Service and are referred to in detail below, there are no other implications associated with this report.

Signed: **Chris Moore** Director of Corporate Services

Policy, Crime & Disorder and Equalities	Legal	Finance	ICT	Risk Management Issues	Staffing Implications	Physical Assets
<b>YES</b>	<b>NONE</b>	<b>YES</b>	<b>NONE</b>	<b>NONE</b>	<b>NONE</b>	<b>NONE</b>

### 1. Policy and Crime & Disorder

The budget is being prepared having regard to the Improvement Plan.

### 3. Finance

The report provides an initial view of the Budget Strategy for 2021/22, together with indicative figures for the 2022/23 and 2023/24 financial years. The impact on departmental spending will be dependent upon the final settlement from Welsh Government and the resultant final Budget adopted by County Council.

## CONSULTATIONS

I confirm that the appropriate consultations have taken in place and the outcomes are as detailed below:

Signed: **Chris Moore** Director of Corporate Services

### 1. Local Member(s) – N/A

### 2. Community / Town Council – N/A

**3. Relevant Partners** – Consultation with relevant partners will be undertaken and results will be reported during the budget process.

**4. Staff Side Representatives and other Organisations** – Consultation with other organisations will be undertaken and results will be reported during the budget process.

**EXECUTIVE BOARD PORTFOLIO  
HOLDERS AWARE/CONSULTED?**  
YES

(Include any observations here)

**Section 100D Local Government Act, 1972 – Access to Information  
List of Background Papers used in the preparation of this report:**

**THESE ARE DETAILED BELOW:**

Title of Document	File Ref No. / Locations that the papers are available for public inspection
2021/22 3 year Revenue Budget	Corporate Services Department, County Hall, Carmarthen

Mae'r dudalen hon yn wag yn fwriadol

# REPORT OF DIRECTOR OF CORPORATE SERVICES

## Social Care & Health Scrutiny Committee

27<sup>th</sup> January 2021

### REVENUE BUDGET STRATEGY 2021/22 to 2023/24

(Copy of Executive Board report 18/01/2021)

HEAD OF SERVICE & DESIGNATION.	DIRECTORATE	TELEPHONE NO.
C Moore, Director of Corporate Services	Corporate Services	01267 224121
AUTHOR & DESIGNATION	DIRECTORATE	TELEPHONE NO
R Hemingway, Head of Financial Services	Corporate Services	01267 224886

## 1. INTRODUCTION

- 1.1. Executive Board in November 2020 received a report on the Revenue Budget Outlook for 2021/22 to 2023/24 which appraised Members of the financial outlook and the proposals for taking forward the budget preparation for the three year period.
- 1.2. This report provides Members with the current view of the Revenue Budget for 2021/22 together with indicative figures for the 2022/23 and 2023/24 financial years. The report is based on officers' projections of spending requirements and takes account of the provisional settlement issued by Welsh Government on 22<sup>nd</sup> December 2020. It also reflects the current departmental submissions for savings proposals after taking account of the impact of pandemic on the delivery of these savings.
- 1.3. Whilst significant work has already been undertaken in preparing the budget, this represents an initial position statement which will be updated over the coming month as the budget is further developed, council members are engaged and public consultation takes place. The final settlement is due to be received from Welsh Government on 2<sup>nd</sup> March.
- 1.4. The report is broken down into 5 parts:
  - Funding Projections
  - Budget Requirement
  - Impact on the Authority's budget requirement
  - Consultation
  - Conclusion

- Recommendations

## 2. PROVISIONAL SETTLEMENT

**2.1.** The provisional settlement was announced on Tuesday 22<sup>nd</sup> December 2020. Indicative figures for individual Local Authorities were provided for one financial year only, 2021/22, with no further information about future years' settlements.

**2.2.** The Westminster Comprehensive Spending Review announced on 25 November 2020 included a significant Barnett consequential, reported at £1.3 billion, though it is understood this includes Covid-19 expenditure. There were also the following announcements which have a material impact on our budget considerations:

2.2.1. An announcement of a “pay freeze” for public sector workers excluding the NHS, but with “at least £250” for anyone earning below £24,000. Whilst unquestionably below the 2.75% allowed for previously, members should note that not only has no further information been published on this, but it is also stressed that this should be considered as an opening negotiating position in what is ordinarily subject to national pay bargaining. Unions have reacted negatively calling it a “kick in the teeth for the key workers”.

2.2.2. A national living wage of £8.91, an increase of 2.2% on the current £8.72, much less than anticipated.

**2.3.** The main points of the Provisional Settlement 2021/22 on an all Wales basis are as follows:

2.3.1. Local government revenue funding for 2021/22 set at £4.651 billion, an increase of 4.0% (£177 million) compared to 2020/21, but this is after transfers into the settlement of £5 million.

2.3.2. Our analysis suggests there are however inconsistencies in this:

The settlement allows for £4 million of transfers in respect of the September 2020 Teachers pay award, which represented only partial funding of the part year (7 months) financial effect of the pay award. We estimate the full year effect of the award is approximately £40 million across

Wales, which will need to be met from the improved settlement.

WG also provided £1.6 million funding in 2020/21 to support the sixth form element of the September 2020 Teachers pay award. By contrast, WG have neither added this to the settlement nor increased sixth form grant funding, which remains at a cash flat position.

2.3.3. Unlike previous years, there is no funding floor. Individual settlements range from +2.0% (Ceredigion) to +5.6% (Newport), although there is some disquiet about this across Wales.

## **2.4. The Settlement figures for Carmarthenshire are:**

2.4.1. After adjustments for WG identified transfers, the increase in the provisional settlement is 3.8% (£10.466 million). The Aggregate External Finance (AEF) therefore increases to £284.820 million in 2021/22. This includes £244k in respect of Teachers pay.

This settlement is significantly above our previous assumption of +2.0%, however there remains significant risk to our funding position as it provides no additional funding either in respect of any future pay award or Covid-19 related costs and/or continuing income reduction (discussed in paragraph 3.4.3 below)

On the basis of this experience, and in the absence of any forward guidance for future years, the MTFP assumptions for 2022 and beyond maintain our current assumptions of annual settlement increases of +2.0%, but increases to the assumed level of pay, price and other inescapable pressures, leading to a savings target of £17 million over the three year MTFP period.

## **2.5. Details of the Welsh Government Service Specific Grants were provided alongside the provisional settlement on 22 December 2020 at an all Wales level. Many remain at broadly at similar level (cash value level), however there are however some important updates :**

- The social care workforce grant has been increased from £40m to £50 million across Wales. As was the case last year, we assume that the increase, estimated at £600k for Carmarthenshire, can be used in full towards the obvious and unavoidable service pressures.
- The Additional Learning Needs grant of £7.2 million across Wales which was introduced last year has been continued. This

continuation is welcome as it can be applied to the department's recurrent need of £400k

- A reduction of £1.0 million to the Sustainable Waste Management Grant, which will reduce the support from Carmarthenshire's core waste budgets by around £55k.

There are a number of grant changes referred to in narrative to the main WG budget narrative which are not reflected in the local government provisional grant tables, which we understand are due to be updated for the final settlement.

### 3. BUDGET REQUIREMENT 2021/22

#### 3.1. Current Years performance (2020/21)

3.1.1. As the Authority's core spending requirements remains constant year on year, a review of current year's performance is important in identifying whether there are any underlying problems within the base budget

3.1.2. The current projection for the Revenue Outturn for 2020/21 (based on the October 2020 monitoring) is as follows

Service	Approved Budget £'000	Total Expenditure Forecast £'000	Variance Forecast For Year £'000
Chief Executive	12,994	12,436	-558
Communities	102,882	103,794	912
Corporate Services	27,637	27,186	-452
Education and Children's Services	178,291	179,798	1,506
Environment	59,190	60,207	1,017
<b>Departmental Expenditure</b>	<b>380,995</b>	<b>383,420</b>	<b>2,426</b>
Cont from Dept/Earmarked Reserves			0
Capital Charges	-19,940	-21,140	-1,200
Levies and Contributions	10,538	10,538	0
Transfer to/ from Reserves	0	0	0
<b>Net Expenditure</b>	<b>371,593</b>	<b>372,818</b>	<b>1,226</b>

The main reasons for the departmental overspends are as follows:

- Communities Department: overspends against budget in the areas of Physical Disabilities, Learning Disabilities and Mental Health.

- Education and Children's Services: overspend is due mainly to the forecast increase in school deficit balances.
- Environment Department: overspends are due to a shortfall in income across parking and property maintenance, together with additional costs within Waste Services.

The Authority is currently forecasting a variance of £1.2 million at the year-end that will have to be met from Reserves

### 3.2. Validation

- 3.2.1. Validation reflects the changes in expenditure requirements to deliver the **current level** of services in future years. Primarily this is inflation, but also includes some service specific changes. The key validation factors are as follows:

	<u>2021/22</u> <u>Original</u>	<u>2021/22</u> <u>Proposed</u>	<u>2022/23</u>	<u>2023/24</u>
General inflation	2.0%	2.0%	2.0%	2.0%
Electricity	5.0%	5.0%	5.0%	5.0%
Gas	5.0%	5.0%	5.0%	5.0%
Fuel	5.0%	5.0%	5.0%	5.0%
Pay Inflation - non teaching	2.75%	2.75%	2.75%	2.75%
Pay Inflation - Teaching	2.75%	2.75%	2.75%	2.75%
Levies	2.9%	2.4%	2.5%	2.5%
Pension Contributions	nil	nil	nil	nil
Capital Charges	£500k	£500k	£500k	£500k

- 3.2.2. Our previous planning assumptions include future annual pay awards of 2.75% for all staff. Since then, the Chancellor's Autumn Budget statement included a pay freeze for public sector workers, with the exception of NHS staff and other public sector workers earning below £24,000 who would receive "at least £250". Without any detail beyond this, it is impossible to accurately estimate the cost of this. Teachers pay is similarly uncertain - the additional part year effect of the September 2020 pay award adds around £1 million to schools expenditure above 2020/21 levels.

The Chancellor's proposal is in effect an opening employer's position – our staff remuneration levels are subject to national pay bargaining, further complicated by WG assuming responsibility for Welsh Teachers pay decisions in 2019. The minister's letter which accompanied the provisional settlement stated that WG itself had received no Barnett consequential in respect of pay and therefore authorities should provide for this in their budgets.

Given the current scale of uncertainty and that pay represents the single largest expenditure item in our budgets, it is deemed prudent to retain the pay award assumption in our draft budget at this time. This will also enable Carmarthenshire to uphold its commitment to being a living wage employer.

3.2.3. We have received confirmation from the fire authority that their indicative budget assumes a levy increase of 2.43%. This is based on the explicit understanding that firefighters pension cost increases continue to be met through direct grant award.

3.2.4. As a result of these factors, validation is at a similar level to last year and adds £11.1 million to the current year's budget.

### 3.3. Cost Reduction Programme

3.3.1. In anticipation of the settlement challenges, significant work to review service efficiencies/rationalisation proposals has been undertaken.

In ordinary times, delivery of current savings proposals and development/preparation for future years forms a significant proportion of services activity and in particular, senior management capacity. The impact of the pandemic, and our response to it, has severely curtailed our ability to make normal levels of progress in this area.

Officers have reviewed savings and deferred delivery of a total of £3.043m from 2020/21 and 2021/22 to the outer two years of the plan.

3.3.2. The savings targets set for each financial year are as follows:

	2021/22 £m	2022/23 £m	2023/24 £m
Original targets (November Budget Outlook report)	5.930	5.209	5.208
Updated targets (following Provisional Settlement)	2.511	5.209	5.208

3.3.3. Accordingly, departments have developed a range of proposals, and these efficiencies are included in **Appendix A** of this report.

- The efficiency proposals are categorised as follows:  
 Managerial – Efficiencies that result in no perceivable change to the overall level of service delivery.  
 Policy – Efficiency or service rationalisation proposals that will directly affect service delivery.



	2021/22 £m	2022/23 £m	2023/24 £m
Managerial	2.438	4.346	2.429
Existing Policy	0.073	0.565	1.115
New Policy	Nil	Nil	Nil
<b>Total</b>	<b>2.511</b>	<b>4.911</b>	<b>3.544</b>
Shortfall	Nil	0.298	1.664

(Detail at **Appendix A**)

3.3.4. The summary sheet at Appendix A sets out the savings targets set for individual departments and the value of savings currently identified.

### 3.4. New Expenditure Pressures

3.4.1. New expenditure pressures are the combination of additional cost to meet existing service needs e.g. increased client base/greater service take up and the costs of meeting change in service provision e.g. policy changes.

3.4.2. The original budget outlook report included £6 million in 2021/22 per annum to meet growth pressures.

Initial growth bids in excess of £11 million have been submitted by departments for 2021/22. This figure does NOT include any continuing Covid-19 response and/or income loss. Based on an evaluation of the value and unavoidable nature of pressures submitted as well as additional funding identified through grants as explained in paragraph 2.5 above, core funding for specific pressures totalling £4.689 million have been funded.

For this budget round, social care pressures are particularly difficult to quantify, for the following reasons:

- Funding required for the National Living Wage increase is less than expected, as the Chancellor's announcement of £8.91/hour was much less than the figure forecast by the Office of Budget Responsibility. However, the sector has been through unprecedented turmoil over the last year, and

cost pressures may persist even as Covid-19 hopefully recedes.

- The social care workforce impact of the new trading arrangements with Europe post Brexit could be significant
- There is a clear and unprecedented increase in need for Mental Health services. Whilst £500k has been provided for in the budget, it is hard to predict how demand will evolve.

Based on this assessment, a contingency sum of £500k has been set aside specifically against Social care. Members should further note that the budget figures contained within this report do not allow for any future funding pressures in respect of waste. To achieve increasingly challenging statutory Welsh Government recycling targets, it is likely that changes will need to be made to the waste collection methodology in the coming years which will require significant one off capital funding as well as increases to recurrent revenue budgets.

Information will continue to be reviewed and updated between draft and final budgets, and where grant funding can be identified to meet any of these pressures in part or full, this will be adjusted.

- 3.4.3 Covid-19 has led not just to unprecedented additional costs, but also a collapse of important income, particularly during periods of lockdown. Taken together, it is anticipated that the combination of additional expenditure and income loss will have a £30 million impact on Carmarthenshire's current year budgets. Authorities have submitted monthly claims, which have been assessed, and to a very significant extent, fully refunded by WG. Looking ahead to next year, continued WG funding in this way has not been committed at this stage, not least because WG itself does not yet have funding confirmed as a consequence of Westminster Covid-19 related expenditure.

At the time of writing, the national picture appears bleak with the highest ever reported daily cases and daily deaths at the same peak as the first wave. Whilst the rollout of both approved vaccines is clearly the "way out", the speed of vaccination is highly ambitious, and it has already been suggested that restrictions may continue to be needed next Winter. In this context, an additional £1 million corporate contingency is set aside in our budget.

In total, pressures funding adds £6.189 million to the budget. The detail is provided at **Appendix B**.

- 3.4.4 In addition to the authority's own expenditure pressures, there is an urgent need to expand support to local businesses to support

economic recovery. This is primarily capital grant expenditure and is discussed in the separate capital programme report to be considered on the agenda today. However, as there is insufficient additional capital funding available, the draft revenue budget includes a £1 million one-off allocation to support this expenditure.

### **3.5. Schools Delegated Budgets**

- 3.5.1 The last two budgets have provided in full for known pressures to school budgets including inflationary costs and pay awards. Over that time, school balances have continued to worsen. Prior to the pandemic, there was a significant focus on addressing the root causes of this, and to support individual schools to return to financial sustainability. It was recognised this would inevitably take some time to see the full effect of the changes being made. The unrelenting pressure on schools which the pandemic has caused has delayed this significantly. During the spring and summer, there was a moratorium on school redundancies, and the Autumn term has seen TTP activity for school staff grow to an unimagined scale. In recognition of this, next year's budget provides funding for known pressures in full. This includes the full year effect of the September 2020 pay award, and funding will be retained centrally against the any unfunded award in September 2021.

Members should however note that schools funding in 2020/21 received additional one-off support from the "Accelerated Learning Programme" in response to Covid-19 of £16.6m across Wales. WG have been able to continue this grant, though the value drops by around 30%. No information is yet available for the equivalent sixth form funding.

### **3.6. Internal Funding**

- 3.6.1. Generally speaking whilst the use of reserves to support annual budgets should not be summarily discounted, it must be treated with caution. Funding on-going expenditure from such funds merely defers and compounds difficult financial problems to the following year. One-off items of expenditure within any budget proposal lend themselves better for such funding support.

3.6.2. In deliberating this point however, members must bear in mind any **inherent risks** that may be built into the budget strategy. These include:

- Uncertainty around the true economic impact of the new trading arrangements with Europe
- The pace of deployment and efficacy of Covid-19 vaccine upon the need for continuing public health restrictions
- Future inflation/interest rates
- The timing and severity of fiscal or expenditure measures brought in by Westminster Government to balance public sector finances.
- Additional pressure on demand lead Services

In addition as mentioned previously Welsh Government have only been able to provide a one year settlement and we have no knowledge of future settlement, which therefore means it is difficult to construct multi-year budgets in the absence of any clear forecasts.

3.6.3. The following table summarises the main categories of reserves held by the Authority.

	1 <sup>st</sup> Apr 2020 £'000	31 <sup>st</sup> Mch 2021 £'000	31 <sup>st</sup> Mch 2022 £'000	31 <sup>st</sup> Mch 2023 £'000
Schools Reserves	-2,001	-3,496	-2,496	-1,496
General Reserves	11,221	11,490	11,490	11,490
Earmarked Reserves	91,617	75,887	37,028	29,369

#### 3.6.4. School Reserves

- Schools have delegated responsibility for the management of their own finances. The level of reserves held by an individual school at any point in time will depend on a number of factors including the level of contingency fund that the school governing body considers appropriate, and the particular plans each school has for expenditure. Officers have yet to be informed of any transfers to/from these reserves by individual schools for future years.
- Legislation allows schools to carry forward reserves from one financial period to another. The School Funding (Wales) Regulations 2010 requires schools to limit their accumulated reserves at year end to £50,000 for Primary Schools and £100,000 for Secondary and Special Schools or 5% of their budget dependant

on what is greater. School Improvement officers are currently working with schools to ensure they comply with the guidance. As at 31<sup>st</sup> March 2020, 45 primary, 6 secondary and 1 special schools were in deficit.

### 3.6.5. General Reserves

- In the changeable and challenging environment currently facing Local Government the Authority is committed to maintaining a reasonable level of General reserves or Balances. Whilst there is no prescribed minimum level for Balances, Council has previously deemed 3% of net expenditure as being a prudent level, which has been accepted by our Auditors as being reasonable
- The overall level of balances is taken into consideration each year when the annual budget is set and has on occasions been utilised to augment expenditure/reduce council tax. The 2020/21 budget was set on the basis of no transfers from the General Reserves. Based upon the October Budget monitoring (outlined in paragraph 3.1.2 above) there could be a small increase of £269k to General Reserves and a worsening of £1.5m on school deficit balances at the end of the current financial year.
- Given ongoing impact of the pandemic response on our budgets and the uncertainty of continued WG support into next year, therefore it is deemed imprudent at this stage to assume any further support for future years budgets from the current General Reserves.
- Taking account of reduction in overall reserves forecasted, consideration needs to be given to how these balances are built back up over future years.

### 3.6.6. Earmarked Reserves

- The Authority holds earmarked reserves which have been set up to finance the delivery of specific projects, or in protecting the authority

against future liabilities or issues. The reserves can be summarised as follows:

Reserve	31 March 2020 £'000	31 March 2021 £'000	31 March 2022 £'000	31 March 2023 £'000
Insurance	12,194	12,944	13,694	14,944
Capital Funds	47,234	41,285	8,449	2,241
Development Fund (inc. Schools Dev Fund)	1,637	440	815	2,090
Corporate Retirement Fund	4,299	4,299	3,299	2,299
Joint Ventures	1,306	418	350	316
Other	24,947	16,501	10,421	7,479
<b>TOTAL</b>	<b>91,617</b>	<b>75,887</b>	<b>37,028</b>	<b>29,369</b>

- As can be seen from the table above the level of earmarked reserves fluctuates greatly year on year, and whilst the level in each fund is not an exact science it is based on an informed estimate and past experience of the likely call on the authority in future years in line with the intended purpose of each reserve. Great care must therefore be taken when considering utilising such funds for purposes other than those which they were created as this could lead to the authority being faced with substantial unfunded liabilities in the future
- The budget proposals therefore assume nil contribution from reserves in support of the revenue budget in 2021/22 and a further analysis of the reserves held will be undertaken over the coming months with any further proposed utilisation being considered at the budget finalisation stage.
- Taking account of the proposals within this report, the Director of Corporate Services confirms that overall the estimated level of financial reserves (as indicated above) is adequate for the financial year 2021/22, with the General Reserves being at the minimum that could be supported. However the Director is very conscious of the ongoing commitment to capital projects and of the demand on future services

and therefore feels the reserves will need to be monitored closely going forward.

#### 4. IMPACT ON THE AUTHORITY'S BUDGET STRATEGY

The table below provides an updated position on the current financial outlook taking account of the provisional settlement and also other recent validation changes.

- 4.1.** The Current Financial Outlook (updated for the Provisional Settlement) is set out in the table below:

	Current MTFP		Proposed Financial Model		
	2021/22 £'000	2022/23 £'000	2021/22 £'000	2022/23 £'000	2023/24 £'000
<b>Previous Year's Budget</b>	371,593	382,147	371,593	387,328	398,356
General Inflation	2,462	2,462	2,451	2,534	2,728
Pay Inflation	6,688	6,849	6,512	6,848	7,035
Transfers in & other*	1,334	1,326	3,094	1,355	1,367
Growth	6,000	5,500	6,189	5,500	5,500
Savings proposals	-5,297	-4,694	-2,511	-4,911	-3,544
Further savings to be identified	-633	-515	0	-298	-1,664
Net Expenditure	382,147	393,075	387,328	398,356	409,778
Funded by:					
Revenue Settlement	279,643	285,235	284,820	290,517	296,327
Council Tax Receipts	102,505	107,840	102,507	107,839	113,451
<b>Council Tax Increase:</b>	<b>4.89%</b>	<b>4.89%</b>	<b>4.89%</b>	<b>4.89%</b>	<b>4.89%</b>

\*includes funding allocation to Economy Recovery capital (paragraph 3.4.4)

**4.2.** The total of cost reductions now required for 2021/22 is £2.5m and for the 3 year period are estimated at £13m.

**4.3.** The 2021/22 draft budget currently includes a contingency sum of £1.5m in respect of risks around Brexit, Covid-19 and further pressures. Should the level of risk or uncertainty reduce before the final budget setting, it may allow members scope to consider additional information forthcoming in respect of:

4.3.1. Responses to the consultation process

4.3.2. Clarification of specific grants

4.3.3. Further growth pressures not currently addressed

## **5. CONSULTATION**

Budget consultation has been planned for the coming month and a summary of the individual approaches are as follows:

**5.1.** Members seminars. (18-22 January 2021)

**5.2.** The consultation process will commence online from 18 January 2021.

**5.3.** Town & Community Councils and commercial ratepayers consultation in January 2021.

**5.4.** Consultation with Scrutiny Committees during January 2020.

**5.5.** Consultation with the Schools Budget Forum on 11 February 2021.

**5.6.** Trade Union Consultation meeting on 22 January 2021

## **6. WELLBEING OF FUTURE GENERATIONS (WALES) ACT 2015**

**6.1.** In considering the budget proposals, members need to take into consideration the requirements of the Wellbeing of Future Generations (Wales) Act 2015. The Act requires that we must carry out sustainable development, improving the economic, social environmental and cultural well-being of Wales.

‘... the public body must act in a manner which seeks to ensure that the needs of the present are met without compromising the ability of future generations to meet their own needs’

**6.2.** In doing so, we must demonstrate the following 5 ways of working:

- Looking at the long-term so that we do not compromise the ability of future generations to meet their own needs



- Understanding the root causes of the issues to prevent them recurring
- Taking an integrated approach so that we look at all well-being goals and objectives of other services and partners
- Collaboration – Working with others in a collaborative way to find shared sustainable solutions
- Involving a diversity of population in decisions that affect them

### 6.3. Carmarthenshire's Well Being objectives:

#### **Start Well**

1. Help to give every child the best start in life and improve their early life experiences
2. Help children live healthy lifestyles
3. Continue to improve learner attainment for all
4. Reduce the number of young adults that are Not in Education, Employment or Training

#### **Live Well**

5. Tackle poverty by doing all we can to prevent it, help people into work and improve the lives of those living in poverty
6. Create more jobs and growth throughout the county
7. Increase the availability of rented and affordable homes
8. Help people live healthy lives (tackling risky behaviour and obesity)
9. Support good connections with friends, family and safer communities

#### **Age Well**

10. Support the growing numbers of older people to maintain dignity and independence in their later years
11. A Council wide approach to support Ageing Well in Carmarthenshire

#### **In a Healthy and Safe Environment**

12. Look after the environment now and for the future
13. Improve the highway and transport infrastructure and connectivity
14. Promote Welsh Language and Culture

## **Governance**

### **15. Building a Better Council and Making Better Use of Resources**

## **7. CONCLUSION**

- 7.1.** Currently the budget proposals assume the full delivery of all of the savings proposals submitted, together with the identification and delivery of the shortfall in savings proposals 2022/23 and 2023/24.
- 7.2.** Further cost reductions need to be identified for years 2022/23 and 2023/24 to be able to maintain the current Budget Strategy and level of council tax. The savings to be identified in years 2 and 3 of this Strategy amounts to £1.96 million and departments will be working over the forthcoming year to identify these savings.
- 7.3.** It is recognised the critical importance of minimising the Council Tax increase for our residents whilst maintaining a balanced budget in these unprecedented and challenging times.
- 7.4.** Given the scale of the current budget gap forecast, Council Tax increases have been maintained at the previous MTFP levels of 4.89% in each of the three financial years. This provides at least some mitigation to the savings proposals which the council needs to consider deferring to future years of the Medium Term Financial Plan.
- 7.5.** Over the coming weeks and part of the refining of the Medium Term Financial where the Authority gets further clarification on costs and grant funding and feedback on the consultation, the Authority will aim to limit the Council Tax increase as far as possible.

## **8. RECOMMENDATION**

- 8.1.** That Executive Board:
- 8.2.** Note the contents of the report and approve the three year Budget Strategy as a basis for consultation. Specifically seek comments from consultees on the efficiency proposals in Appendix A.
- 8.3.** Give consideration as to what additional savings proposals can be identified to deliver a balanced budget over the full 3 year financial planning period.

## SOCIAL CARE &amp; HEALTH SCRUTINY COMMITTEE

27th January 2021

## Efficiency Summary

	PREVIOUS TARGETS			
	2021/22	2022/23	2023/24	Total
	£'000	£'000	£'000	£'000
Chief Executive	492	432	432	1,356
Education & Children	1,029	904	904	2,837
Schools Delegated	-	-	-	0
Corporate Services	205	180	180	565
Communities	2,813	2,471	2,470	7,754
Environment	1,391	1,222	1,222	3,835
	5,930	5,209	5,208	16,347

	REVISED TARGETS			
	2021/22	2022/23	2023/24	Total
	£'000	£'000	£'000	£'000
Chief Executive	451	432	432	1,315
Education & Children	50	904	904	1,858
Schools Delegated	-	-	-	0
Corporate Services	-	180	180	360
Communities	1,318	2,471	2,470	6,259
Environment	692	1,222	1,222	3,136
	2,511	5,209	5,208	12,928

## Proposals

	MANAGERIAL				EXISTING POLICY PROPOSALS				NEW POLICY PROPOSALS				TOTAL PROPOSALS			
	2021/22	2022/23	2023/24	Total	2021/22	2022/23	2023/24	Total	2021/22	2022/23	2023/24	Total	2021/22	2022/23	2023/24	Total
	£'000	£'000	£'000	£'000	£'000	£'000	£'000	£'000	£'000	£'000	£'000	£'000	£'000	£'000	£'000	£'000
Chief Executive	451	434	0	885	0	0	0	0	0	0	0	0	451	434	0	885
Education	50	350	140	540	0	520	960	1,480	0	0	0	0	50	870	1,100	2,020
Schools Delegated	0	0	0	0	0	0	0	0	0	0	0	0	0	0	0	0
Corporate Services	0	210	212	422	0	0	0	0	0	0	0	0	0	210	212	422
Communities	1,268	2,304	1,497	5,069	50	45	95	190	0	0	0	0	1,318	2,349	1,592	5,259
Environment	669	1,049	580	2,298	23	0	60	83	0	0	0	0	692	1,049	640	2,381
	2,438	4,346	2,429	9,214	73	565	1,115	1,753	0	0	0	0	2,511	4,911	3,544	10,967

	SHORTFALL - to be identified			
	2021/22	2022/23	2023/24	Total
	£'000	£'000	£'000	£'000
Chief Executive	0	-2	432	430
Education & Children	0	34	-196	-162
Schools Delegated	0	0	0	0
Corporate Services	0	-30	-32	-62
Communities	0	122	878	1,000
Environment	0	173	582	755
	0	298	1,664	1,961

DEPARTMENT	2020/21 Budget	FACT FILE	2021/22 Proposed	2022/23 Proposed	2023/24 Proposed	Total	EFFICIENCY DESCRIPTION
	£'000		£'000	£'000	£'000	£'000	

Communities

Integrated Services

Residential Placement - increased Extra Care tenancies	774	Extra Care facilities provide supported accommodation as an alternative to a residential care home placement. There are 4 extra care facilities (Cartref Cynnes, Ty Dyffryn, Plas y Môr and Cwm Aur) for older people. A domiciliary care service is provided to those tenants living in the Extra Care facilities who require care and support. The aim of Extra Care is to avoid or delay the need for a residential care placement. Residential care is provided in local authority and private sector care homes for individuals who can no longer live independently in the community. Depending on the nature of their needs, their placement may be made by the local authority or jointly with the health board, or entirely by the health board if they qualify for free continuing health care (CHC).	100	0	0	100	Reduce residential placements by increasing the number of extra care new tenancies
Domiciliary Care	13,329	<p>Domiciliary Care is provided to 1069 individuals in the county in 2019/20 (Older people and people with physical disabilities). On average 11,630 hours per week are delivered by in-house and independent domiciliary care agencies.</p> <p>- Around 251 individuals receive care from two carers (known as "double handed" care).</p> <p>- In 2019/20, there were 174 individuals who receive a large package of care involving 4 calls per day.</p> <p>- Fulfilled Lives is a model of domiciliary care which has been developed for individuals living with dementia which has demonstrated that the service can maintain people living at home for longer than traditional domiciliary care. In 2019/20 there were 63 individuals receiving this service in some parts of the county, and the plan is to expand the service to cover the entire county.</p> <p>- The Reablement Service provides short term domiciliary care. The number of clients who received Reablement in 2019/20 was 530 and 55% leave the service with no long term care package.</p> <p>- Information, Advice and Assistance (IAA) and the Carmarthenshire United Support Project (CUSP) are both preventative services which support individuals to maintain their independence without the need for statutory social services. By increasing the proportion of referrals that go through IAA or CUSP, it reduces the demand on statutory services.</p> <p>- The specialist Continence service has been established within Community Nursing. By providing the right continence products to meet the individual's continence needs, it is possible to reduce the number of visits per day of domiciliary care.</p>	218	912	849	1,979	<p>-To reduce double handed domiciliary care packages to 18% by the end of 2021/22 from 25.4% in 2018/19.</p> <p>-To increase the percentage of clients exiting the Reablement Service with no long term care package from 44% to 55% by the end of 2021/22 To extend the Bridging Service across the 3 Community Resource Teams: 75 service users per quarter would receive this service</p> <p>-To reduce the number of clients receiving 4 or more calls a day by 11 per year - approx. 1% per year</p> <p>-To increase number of people with dementia receiving Fulfilled Lives service from 39 (March 2019) to 115 (March 2022)</p> <p>To reduce the number of clients receiving domiciliary care packages of less than 5 hours a week by 125 people (50%) in line with recommendations of Prof. Bolton</p> <p>-To increase the proportion of referrals receiving an Information, Assistance &amp; Advice outcome to 20%, currently this equates to an additional 74 people per month). Assume this is achieved by increments of 1% from July to March in Year 1; Maintain in Year 2.</p> <p>-To increase the proportion of referrals receiving a preventative service through CUSP by an additional 5 people per month. Assume this is achieved by increments of 5 people from July to March in Year 1; Maintain in Year 2</p> <p>- To reduce referrals to Brokerage from an average of 95 per month to 90 per month (5 fewer starters) - To provide specialist continence advice for identified service users to reduce the need for the existing level of domiciliary care (i.e. reduce one call per day)</p>
Total Integrated Services			318	912	849	2,079	

Adult Social Care

Shared Lives	834	Shared Lives provides placements for individuals with Learning Disability or Mental Health issues with families that have been approved as Shared Lives Carers .	82	182	100	364	Stepping down three individuals from residential care to a Shared Lives setting will save approx. £50k to £60k per individual
College Placement	6,525	A number of young people with a Learning Disability are accommodated in residential colleges where they live and undertake learning programmes and day activities.	0	52	52	104	Provision of supported living and community options for learning/development /day opportunities as an alternative to residential college will save approx. £52k per individual
Right Sizing Supported Living	7,608	Supported living is provided for those individuals with a Learning Disability or Mental Health who need support with daily living tasks to remain in the community. Support is provided from staff in the setting which can range from a few hours to 24/7 in some circumstances. Promoting independence is a key aspect of supported living	23	105	82	210	Reviewing high cost placements and decreasing levels of support to promote independence and enhance daily living skills will result in cost savings e.g. reduction of 20 individual packages x 5hrs x £20 per hour = £105k

DEPARTMENT	2020/21 Budget	FACT FILE	2021/22 Proposed	2022/23 Proposed	2023/24 Proposed	Total	EFFICIENCY DESCRIPTION
	£'000		£'000	£'000	£'000	£'000	
Right Sizing Residential	6,525	People may move into a residential home because their health has deteriorated or is so severe they are unable to look after themselves without 24/7 support, they are living with families who no longer able to support them or there are not alternative accommodation options. Some homes offer short term stays, but generally they provide long term accommodation. Approximately 200 individuals are accommodated in residential accommodation, a key objective for the service is to reduce the numbers in residential care, increase the range of alternatives and promote choice and independence for individuals.	200	300	200	700	Review packages of care and collaborate with commissioned services to promote independence, facilitate progression pathways and step down options whilst continuing to meet eligible need. To develop a sustainable accommodation market and to maximise collaborative funding opportunities with health partners.
De-registration of Residential	6,525	Over the last year we have been working with several providers to maximise the independence of individuals in residential settings. As a result a number of residential providers are changing their settings to provide supported living which promotes independence and results in improved outcomes for those individuals.	60	150	95	305	De-registering independent residential settings to supported living, saving approximately £30k per individual per annum
Direct Payments - Remodel	3,211	If individuals have been assessed as needing social services support they have the option of asking for a Direct Payment to purchase the care and support instead of receiving the support arranged by the local council.	75	50	0	125	The service is exploring potential innovative models for Direct Payments such as citizen directed cooperatives which could result in a more cost effective use of DP.
Staffing	344	In line with the modernisation of services the division has been undertaking a management and staffing restructure to ensure that we have the right number and appropriate skill set to deliver the new models of service	45	45	0	90	As part of management restructure and reconfiguration of services, reduction in some management posts.
Releasing Time to care in-house DC	5,025	A number of young people in our Learning Disability service are supported by two or three (in some circumstances) staff in relation to moving and handling activity. Currently independent providers are also commissioned to support this.	30	30	0	60	Reduction of third party payments by operating Releasing Time to Care approach within day services which trains staff to be able to maximise the use of assistive technology , subsequently reducing the number of staff required to safely undertake moving and handling of individuals . This will reduce costs in relation to this activity.
Reduce reliance on external providers of complex Respite	6,525	Respite care is provided for individuals with a Learning Disability by a number of external providers. A priority for the division is to increase the in-house options for respite which will be more cost effective and provide individuals and carers with more choice and control in relation to respite options.	50	50	0	100	Reviewing models of in house respite, staffing structures and collaboration with health to increase the respite offer, thus avoiding high cost independent provision
Reduce reliance on external providers of complex Day Care	5,025	Day services are provided for individuals with a Learning Disability by a number of external providers, particularly those with the most complex needs. The vision for the in-house day service is that our building based service will cater for those with the most complex needs, thus reducing the reliance on external provisions.	50	50	0	100	As part of day service provision, the buildings will provide for those with most complex needs , thus reducing the reliance on external providers for day provision for those with complex needs.
Domiciliary Care (in-house)	7,514	Domiciliary Care Services, also known as Homecare, provide practical or personal care for someone in their own home. This could be because health or mobility is declining, or a person may have been in hospital or they have a long term health condition. The in-house service currently provides around 35% of the market and provides over 4,500 hours of care every week to over 400 service users.	50	100	50	200	Domiciliary Care - delivering more care hours as a result of better rostering, reduction in sickness rates and ensuring vacancies are filled
Total Adult Social Care			665	1,114	579	2,358	

MANAGERIAL

DEPARTMENT	2020/21 Budget	FACT FILE	2021/22 Proposed	2022/23 Proposed	2023/24 Proposed	Total	EFFICIENCY DESCRIPTION
	£'000		£'000	£'000	£'000	£'000	
<b>Support Services</b>							
Support Services	2,127	The service provides business support for Social Care. The functions include payment of creditors, management of transport and premises; the assessment and collection of income for residential and non residential services; and general business support	34	26	0	60	Rationalisation of staffing structure with the Business Support Unit
Support Services	2,127	The service provides business support for Social Care. The functions include payment of creditors, management of transport and premises; the assessment and collection of income for residential and non residential services; and general business support	6	6	0	12	Reduction in Supplies and Services budgets, by reducing postage and printing costs.
Support Services - additional saving	2,127	The service provides business support for Social Care. The functions include payment of creditors, management of transport and premises; the assessment and collection of income for residential and non residential services; and general business support	9	0	0	9	Reduction in Supplies and Services budgets, by reducing postage and printing costs. Additional £9k saving above original target
Support Services	1,424	The service provides business support for Social Care. The functions include payment of creditors, management of transport and premises; the assessment and collection of income for residential and non residential services; and general business support	18	0	0	18	Review of Transport for service users, making better use of the buses available, and increasing contracted-in work
Support Services - additional saving	1,424	The service provides business support for Social Care. The functions include payment of creditors, management of transport and premises; the assessment and collection of income for residential and non residential services; and general business support	25	0	0	25	Review of Transport for service users, making better use of the buses available, and increasing contracted-in work Additional £25k saving above original target
<b>Total Support Services</b>			<b>92</b>	<b>32</b>	<b>0</b>	<b>124</b>	
<b>Communities Total</b>			<b>1,075</b>	<b>2,058</b>	<b>1,428</b>	<b>4,561</b>	

DEPARTMENT	2020/21 Budget	FACT FILE	2021/22 Proposed	2022/23 Proposed	2023/24 Proposed	Total	EFFICIENCY DESCRIPTION
	£'000		£'000	£'000	£'000	£'000	
Communities							
Day Services	3,667	LD & MH day services currently provide support for approximately 300 individuals across the county utilising 9 different sites. The services provide opportunities for individuals to receive therapy, maintain their health and wellbeing, gain skills, socialise whilst also providing respite for carers. The review of day services has highlighted the need to develop community options and specialist services which will see a decline in the use of building based services. This will provide opportunities for us to develop intergenerational services in partnership with adult services within Coleshill and Manor Road and vacate the premises at Cross Hands.	50	0	35	85	Reduction of one building and more efficient use of current estate in community inclusion
Residential placements - self funding administration fee	0	Under the Social Services and Well Being Act, people are entitled to have their residential placement commissioned through the local authority. The local authority is entitled to make a reasonable charge for the work required to commission the placement. To date Carmarthenshire County Council has not charged for this work although neighbouring authorities already do charge.	0	0	60	60	To make a charge of £1,000 to individuals who are self-funding their placement, per annum. The proposal would need to be approved by Council.
Communities Total			50	0	95	145	

Mae'r dudalen hon yn wag yn fwiadol



## Demographic, Legislative or continuing pressures

APPENDIX A(ii)

	Description	2021/22 £'000
Demographic Pressure 3.6% population growth 75+	Based on Welsh Government forecasts on population growth for over 75 age group and anticipation of increased intensity of care needs	1,410
National Living Wage pressure on Commissioned care	Actual increase to £8.91/hour (below OBR previous forecast)	1,000
Increase in Mental Health referrals	Substantial increase in Mental Health referrals - data under review currently	500
<b>Total for the Communities Department</b>		<b>2,910</b>
<b>Social care - Covid &amp; Brexit contingency</b>		<b>500</b>
<b>TOTAL SOCIAL CARE &amp; HEALTH</b>		<b>3,410</b>

Mae'r dudalen hon yn wag yn fwiadol

**Social Care & Health Scrutiny Report**  
**Budget Monitoring as at 31st October 2020 - Summary**

Division	Working Budget				Forecasted				Oct 2020 Forecasted Variance for Year £'000
	Expenditure £'000	Income £'000	Net non- controllable £'000	Net £'000	Expenditure £'000	Income £'000	Net non- controllable £'000	Net £'000	
<b>Adult Services</b>									
Older People	60,405	-23,143	3,207	40,469	62,284	-25,029	3,207	40,463	-7
Physical Disabilities	8,248	-1,859	253	6,642	8,252	-1,529	253	6,976	334
Learning Disabilities	40,116	-11,059	1,283	30,340	39,671	-10,466	1,283	30,489	148
Mental Health	9,582	-4,030	255	5,807	10,467	-4,466	255	6,255	448
Support	6,940	-4,978	1,123	3,085	7,133	-5,163	1,123	3,094	9
<b>GRAND TOTAL</b>	<b>125,291</b>	<b>-45,069</b>	<b>6,121</b>	<b>86,343</b>	<b>127,807</b>	<b>-46,652</b>	<b>6,121</b>	<b>87,276</b>	<b>933</b>

**Social Care & Health Scrutiny Report**  
**Budget Monitoring as at 31st October 2020 - Detail Monitoring**

Division	Working Budget				Forecasted				Oct 2020 Forecasted Variance for Year £'000	Notes
	Expenditure £'000	Income £'000	Net non- controllable £'000	Net £'000	Expenditure £'000	Income £'000	Net non- controllable £'000	Net £'000		
<b>Adult Services</b>										
<b>Older People</b>										
Older People - Commissioning	3,646	-513	674	3,807	3,564	-498	674	3,740	-66	Care Management Teams - underspends re staffing
Older People - Local Authority Residential Homes	7,936	-3,814	931	5,053	9,241	-5,133	931	5,039	-13	
Older People - Supported Living	97	0	0	97	97	0	0	97	0	
Older People - Private/ Vol Homes	24,748	-13,127	328	11,949	25,063	-13,130	328	12,262	313	Pressures remain on the demand for services
Older People - Community Support	28	0	0	28	66	0	0	66	38	
Older People - Extra Care	774	0	10	784	833	0	10	843	60	Cwm Aur contract - savings proposals in previous years only partially delivered
Older People - Local Authority Domiciliary Care	7,514	0	750	8,264	8,100	-375	750	8,475	211	Enhanced rates of pay and overtime not fully funded by Welsh Government Hardship Fund. Funding is claimable at £1 per hour of Domiciliary Care delivered.
Older People - MOW's	5	-5	0	-0	0	0	0	0	0	
Older People - Direct Payments	1,177	-299	6	885	1,157	-299	6	864	-20	
Older People - Grants	469	-179	16	306	465	-179	16	302	-4	
Older People - Private Domiciliary Care	8,238	-2,523	116	5,830	7,973	-2,602	116	5,486	-344	Welsh Government Hardship Fund claimable at £1 per hour delivered. Demand had fallen due to cancelled care packages early in the year. Activity now increasing. Delays to implement several savings proposals
Older People - Management & Support Services	920	-175	99	844	1,020	-188	99	930	86	Previous years savings proposals relating to reduced staff costs not delivered
Older People - Careline	1,894	-1,983	4	-85	1,894	-1,983	4	-85	-0	
Older People - Enablement	1,874	-444	174	1,604	1,955	-623	174	1,506	-98	Enhanced rates of pay and overtime not fully funded by Welsh Government Hardship Fund. Funding is claimable at £1 per hour of care delivered.
Older People - Day Services	861	-81	100	880	847	-18	100	929	49	Previous years savings proposals relating to reduced premises costs not delivered, offset by reducing in running costs in current year
Older People - Private Day Services	225	0	0	225	8	0	0	8	-217	No day services due to Covid-19
<b>Older People Total</b>	<b>60,405</b>	<b>-23,143</b>	<b>3,207</b>	<b>40,469</b>	<b>62,284</b>	<b>-25,029</b>	<b>3,207</b>	<b>40,463</b>	<b>-7</b>	
<b>Physical Disabilities</b>										
Phys Dis - Commissioning & OT Services	861	-323	42	581	675	-271	42	446	-135	Vacant posts
Phys Dis - Private/Vol Homes	1,659	-300	13	1,373	1,310	-132	13	1,191	-182	Demand led - Reduced use of respite care due to Covid-19
Phys Dis - Group Homes/Supported Living	1,079	-167	12	924	1,109	-10	12	1,111	187	Significant changes over recent years as packages reassessed following the transfer of Welsh Independent Living Fund into Revenue Support Grant. Primarily affected Physical Disabilities and Learning Disability clients for Direct Payments, Day Services and Community Support. Budget adjustments to be monitored to check initially virements were accurate
Phys Dis - Community Support	198	0	1	200	118	0	1	119	-80	Reduced use of respite care due to Covid-19
Phys Dis - Private Home Care	321	-88	3	236	321	-88	3	236	0	

**Social Care & Health Scrutiny Report**  
**Budget Monitoring as at 31st October 2020 - Detail Monitoring**

Division	Working Budget				Forecasted				Oct 2020 Forecasted Variance for Year £'000	Notes
	Expenditure £'000	Income £'000	Net non- controllable £'000	Net £'000	Expenditure £'000	Income £'000	Net non- controllable £'000	Net £'000		
Phys Dis - Aids & Equipment	1,118	-405	166	879	1,163	-450	166	879	-0	
Phys Dis - Grants	158	0	0	158	156	0	0	156	-2	
Phys Dis - Direct Payments	2,673	-577	14	2,110	3,220	-577	14	2,657	547	Demand remains steady but at a level of overspend in 2019/20
Phys Dis - Manual Handling	4	0	0	4	4	0	0	4	0	
Phys Dis - Independent Living Fund	177	0	0	177	177	0	0	177	-0	
<b>Physical Disabilities Total</b>	<b>8,248</b>	<b>-1,859</b>	<b>253</b>	<b>6,642</b>	<b>8,252</b>	<b>-1,529</b>	<b>253</b>	<b>6,976</b>	<b>334</b>	
<b>Learning Disabilities</b>										
Learn Dis - Employment & Training	1,786	-192	257	1,851	1,560	1	257	1,819	-33	
Learn Dis - Commissioning	951	0	144	1,094	948	0	144	1,091	-3	
Learn Dis - Private/Vol Homes	10,812	-4,287	81	6,606	11,690	-4,015	81	7,756	1,150	Demand increased - further work to establish underlying cause. Previous year had grant awarded late in the year - this is not projected in the current year forecast.
Learn Dis - Direct Payments	3,758	-547	23	3,235	4,448	-547	23	3,924	690	Demand remains steady but at a level of overspend in 2019/20
Learn Dis - Group Homes/Supported Living	9,829	-2,221	53	7,661	10,280	-2,373	53	7,959	298	More demand in Supported Living as an alternative to residential care. Rightsizing in Supported Living ongoing but delayed due to Covid-19. Accommodation and Efficiency project which plans for strategic longer term future accommodation options as well as current client group is now picking up pace.
Learn Dis - Adult Respite Care	981	-812	107	275	941	-812	107	236	-39	
Learn Dis - Home Care Service	322	-154	4	171	322	-154	4	171	-0	
Learn Dis - Local Authority Day Services	2,482	-410	356	2,428	2,265	-317	356	2,304	-124	Reduced premises and running costs as building based provision is reduced due to social distancing regulations and alternatives provided.
Learn Dis - Private Day Services	1,438	-80	11	1,369	464	-80	11	395	-974	Day Services closed from March 2020. Assume closure for whole financial year. Where care has been reassessed and alternative has been provided, the additional cost is shown as an overspend in that budget. However this is not claimable under Welsh Government Hardship Fund where there is no additional cost
Learn Dis - Transition Service	516	0	97	613	510	0	97	607	-6	
Learn Dis - Community Support	3,537	-158	24	3,403	2,856	-158	24	2,722	-681	Community Services provision greatly reduced from March 2020. Activity levels beginning to increase. Where care has been reassessed and alternative has been provided, the additional cost is shown as an overspend in that budget. However this is not claimable under Welsh Government Hardship Fund where there is no additional cost
Learn Dis - Grants	374	0	5	379	374	-0	5	379	-0	
Learn Dis - Adult Placement/Shared Lives	3,031	-2,198	84	918	2,708	-2,011	84	782	-136	Staff vacancies and reduced payments for day services support

**Social Care & Health Scrutiny Report**  
**Budget Monitoring as at 31st October 2020 - Detail Monitoring**

Division	Working Budget				Forecasted				Oct 2020	Notes
	Expenditure £'000	Income £'000	Net non- controllable £'000	Net £'000	Expenditure £'000	Income £'000	Net non- controllable £'000	Net £'000	Forecasted Variance for Year £'000	
Learn Dis/M Health - Management & Support Services	344	0	38	381	350	0	38	388	7	
Learn Dis - Independent Living Fund	-45	0	0	-45	-45	0	0	-45	0	
<b>Learning Disabilities Total</b>	<b>40,116</b>	<b>-11,059</b>	<b>1,283</b>	<b>30,340</b>	<b>39,671</b>	<b>-10,466</b>	<b>1,283</b>	<b>30,489</b>	<b>148</b>	
<b>Mental Health</b>										
M Health - Commissioning	966	-81	83	968	1,134	-249	83	968	0	
M Health - Private/Vol Homes	6,081	-3,230	41	2,892	6,753	-3,467	41	3,327	435	Demand increased - further work to establish underlying causes. Previous year had grant awarded late in the year - this is not projected in the current year forecast.
M Health - Private/Vol Homes (Substance Misuse)	142	-33	0	109	142	-33	0	109	0	
M Health - Group Homes/Supported Living	1,240	-406	7	841	1,271	-437	7	841	-0	
M Health - Direct Payments	145	-43	1	102	194	-43	1	151	49	
M Health - Community Support	561	-74	6	493	560	-74	6	492	-0	
M Health - Day Services	1	0	27	28	-6	0	27	21	-7	
M Health - Private Day Services	0	0	0	0	0	0	0	0	0	
M Health - Private Home Care	83	-28	1	56	83	-28	1	56	-0	
M Health - Substance Misuse Team	363	-135	88	316	335	-135	88	288	-28	
<b>Mental Health Total</b>	<b>9,582</b>	<b>-4,030</b>	<b>255</b>	<b>5,807</b>	<b>10,467</b>	<b>-4,466</b>	<b>255</b>	<b>6,255</b>	<b>448</b>	
<b>Support</b>										
Departmental Support	2,127	-2,123	799	804	2,162	-2,158	799	803	-0	
Performance, Analysis & Systems	429	-39	44	434	499	-101	44	442	8	
VAWDASV	326	-313	8	21	326	-313	8	21	-0	
Adult Safeguarding & Commissioning Team	1,420	-37	100	1,483	1,421	-37	100	1,485	2	
Regional Collaborative	1,213	-764	74	523	1,213	-764	74	523	0	
Holding Acc-Transport	1,424	-1,703	98	-180	1,512	-1,790	98	-180	0	
<b>Support Total</b>	<b>6,940</b>	<b>-4,978</b>	<b>1,123</b>	<b>3,085</b>	<b>7,133</b>	<b>-5,163</b>	<b>1,123</b>	<b>3,094</b>	<b>9</b>	
<b>TOTAL FOR SOCIAL CARE &amp; HEALTH SERVICE</b>	<b>125,291</b>	<b>-45,069</b>	<b>6,121</b>	<b>86,343</b>	<b>127,807</b>	<b>-46,652</b>	<b>6,121</b>	<b>87,276</b>	<b>933</b>	

**APPENDIX C**  
**CHARGING DIGEST - Social Services**

2019/20 Actual £	2020/21 Budget £	2021/22 Budget £	Business Unit	Service Provided	2020/21 Charge Levied £	2021/22 Proposed Charge £	Comments
812	881	899	Laundry	Cost per person to max 1 load	2.50	2.55	All Charges normally change from the date that DWP benefits increase for recipients. The changes will therefore be effective from:  5th April 2021 - 2% increase for inflation
171,680	186,455	190,184	Community meals incl day care	Cost per meal	4.90	5.00	5th April 2021 - 2% increase for inflation
201,131	210,490	214,699	Respite Care Charge to Clients	Adults with learning difficulties (per wk) All other adults <u>except</u> those receiving Higher Rate Attendance Allowance / Higher Rate Disability Living Allowance (per wk) All other adults receiving Higher Rate Attendance Allowance/ Higher Rate Disability Living Allowance (per wk)	Full cost of placement Full cost of placement  Full cost of placement	Full cost of placement Full cost of placement  Full cost of placement	5th April 2021. Now classed as Non-residential services, and capped at the WG rate. This should now follow inflation applied to other Non-residential services.
3,158,450	2,767,040	2,822,381	Home Care Charges	Max charge (per wk) Home Care Charge (per hr) Day Care - all adults (per session) Community Support (per hr) Education Support (per hour) Supported Living (per hour) Adult Placement Long Term Placement (per night) Adult Placement Short/Short Breaks Adult Placement Day Care/Sessional Replacement Care	100.00 16.50 16.15 16.50 FREE 16.50 16.15 16.15 2.60 16.50	100.00 16.85 16.50 16.85 FREE 16.85 16.50 16.50 2.65 16.85	N/A 5th April 2021 - Increased to reflect cost of service 5th April 2021 - Increased to reflect cost of service 5th April 2021 - Increased to reflect cost of service N/A 5th April 2021 - Increased to reflect cost of service 5th April 2021 - Increased to reflect cost of service 5th April 2021 - Increased to reflect cost of service 5th April 2021 - Increased to reflect cost of service 5th April 2021 - Increased to reflect cost of service
				Telecare (per week)	3.15	3.22	5th April 2021 - 2% increase in line with market rates

\* Current inflation estimate is 2.0% provided by Accountancy

Mae'r dudalen hon yn wag yn fwiadol



# PWYLLGOR CRAFFU GOFAL CYMDEITHASOL AC IECHYD

## 27 IONAWR 2021

### Y Pwnc:

**Adroddiad Perfformiad Hanner Blwyddyn 2020/21 (1 Ebrill i 30 Medi 2020) yn arbennig i'r pwyllgor craffu hwn.**

### Y Pwrpas:

Archwilio'r adroddiad at ddibenion monitor

### Ystyried y materion canlynol a chyflwyno sylwadau arnynt:

Dylid ystyried gwybodaeth a gynhwysir yn yr adroddiad

### Y Rhesymau:

- Mae dyletswydd gyffredinol ar awdurdodau i wneud trefniadau o ran monitro perfformiad
- Mae angen inni ddangos i ddinasyddion, aelodau a rheoleiddwyr sut mae perfformiad yn cael ei reoli a sut mae ymyriadau priodol yn cael eu rhoi ar waith

**Angen cyfeirio'r mater at y Bwrdd Gweithredol / Cyngor er mwyn gwneud penderfyniad: NAC OES**

Yr aelod o'r bwrdd gweithredol sy'n gyfrifol am y portffolio:-

**Cyng. Jane Tremlett (Gofal Cymdeithasol ac Iechyd)**

**Cyng. Peter Hughes-Griffiths (Diwylliant, Chwaraeon a Thwristiaeth)**

Y Gyfarwyddiaeth:

**Cymunedau**

Enw Pennaeth y Gwasanaeth:

**Ian Jones**

Awdur yr Adroddiad:

**Silvana Sauro**

**Swyddi:**

**Pennaeth Hamdden**

**Rheolwr Perfformiad,  
Dadansoddi a Systemau**

**Rhifau ffôn: / Cyfeiriadau E-bost:**

**01267 228309**

[IJones@sirgar.gov.uk](mailto:IJones@sirgar.gov.uk)

**01267 228897**

[ssauro@sirgar.gov.uk](mailto:ssauro@sirgar.gov.uk)

# SOCIAL CARE & HEALTH SCRUTINY COMMITTEE

## 27<sup>th</sup> January 2021

### 2020/21 Half year Performance Report (1<sup>st</sup> April to 30<sup>th</sup> September 2020) relevant to this Scrutiny

#### BRIEF SUMMARY OF PURPOSE OF REPORT

Note impact of COVID-19

1. This report is focused on the performance measures included in the Corporate Strategy.
2. The Departmental Business Plan Actions plans set for 2020/21 were blindsided due to COVID-19 and are currently not being monitored to allow services to focus on dealing with emergencies.
3. Instead of monitoring actions set before the pandemic we produced a half year COVID-19 Community Impact Assessment.
4. We will produce an Annual Report for 2020/21 on our Corporate Strategy Well-being Objectives.

The following measure attributable to this Scrutiny will not be monitored for 2020/21: -

WBO10	Rate of people kept in hospital while waiting for social care per 1,000 population aged 75+	Feb & March 2020 data was not published by Welsh Government and there is no indication of any information being published for 2020/21
-------	---	---

**DETAILED REPORT ATTACHED?**

**YES**

## IMPLICATIONS

I confirm that other than those implications which have been agreed with the appropriate Directors / Heads of Service and are referred to in detail below, there are no other implications associated with this report:

Signed: Ian Jones Head of Leisure

Policy, Crime & Disorder and Equalities	Legal	Finance	ICT	Risk Management Issues	Staffing Implications	Physical Assets
<b>YES</b>	<b>YES</b>	<b>NO</b>	<b>NO</b>	<b>NO</b>	<b>NO</b>	<b>NO</b>

### 1. Policy, Crime & Disorder and Equalities

The Well-being of Future Generations (Wales) Act 2015 requires public bodies *to take all reasonable steps to meet their Well-being Objectives*.

### 2. Legal

In our published Well-being Statement, we are committed to monitor our Well-being Objective action plans.

## CONSULTATIONS

I confirm that the appropriate consultations have taken in place and the outcomes are as detailed below

Signed: Ian Jones Head of Leisure

1. Scrutiny Committee – N/A

2. Local Member(s) – N/A

3. Community / Town Council – N/A

4. Relevant Partners – N/A

5. **Staff Side Representatives and other Organisations** – All Departments have been consulted and have had the opportunity to provide comments on their performance and progress.

<b>EXECUTIVE BOARD PORTFOLIO HOLDER(S) AWARE/CONSULTED -YES</b>	<b>Include any observations here</b>
---	--------------------------------------

### Section 100D Local Government Act, 1972 – Access to Information List of Background Papers used in the preparation of this report:

Title of Document	Locations that the papers are available for public inspection
Corporate Strategy 2018-2023 (refreshed June 2019)	<a href="#">Corporate Strategy 2018-2023</a>

Mae'r dudalen hon yn wag yn fwriadol

# Scrutiny measures monitoring report

## Social Care and Health scrutiny - at Half Year 2020/21

Filtered by:

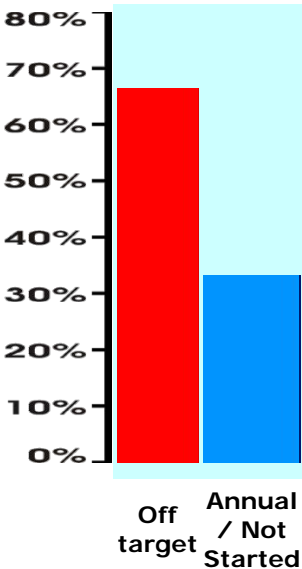
Organisation - Carmarthenshire County Council

Source document - Corporate Strategy 2020-21 - Measures Only

### Performance against Target


The table below provides a summary progress against target for the Measures contained within the selected document


		Total	On target	Off target	Not reported	Not available	Annual / Not started	% on target	Overall % on target
8. Help people live healthy lives (tackling risky behaviour & Adult obesity)	Measures	3	0	2	0	0	1	0%	0%
Overall Performance	Actions and Measures	3	0	2	0	0	1	0%	



OFF TARGET

Theme: 8. Help people live healthy lives (tackling risky behaviour & Adult obesity)  
Sub-theme: B. Physical Activity

Measure Description	2019/20 Comparative Data			2020/21 Target and Results			
	Best Quartile	Welsh Median	Our Actual	Quarter 1	Quarter 2	Quarter 3	End of Year
The percentage of people referred to the National Exercise Referral scheme that attend the initial consultation of the programme  3.4.2.6	Not applicable		Q2: 60.4  End Of Year: 58.5	Target: 0.0  Result: 0.0	Target: 59.0  Result: 0.0  Calculation: (0÷1) × 100	Target: 59.0	Target: 59.0
Comment	Due to the second wave of COVID-19 NERS has not been able to resume as planned and is now unlikely to resume anytime soon. Potentially not until spring 2021.						
Remedial Action	We will continue to communicate with our funding body and have all the measures/processes in place to be able to resume NERS once we get the clearance to do so.						
Service Head: Ian Jones			Performance status: Off target				

Measure Description	2019/20 Comparative Data			2020/21 Target and Results			
	Best Quartile	Welsh Median	Our Actual	Quarter 1	Quarter 2	Quarter 3	End of Year
The percentage of people referred to the National Exercise Referral scheme that complete the 16 week programme  PAM/041	Not applicable		Q2: 56.7  End Of Year: 57.4	Target: 0.0  Result: 0.0	Target: 55.0  Result: 0.0  Calculation: (0÷1) × 100	Target: 55.0	Target: 55.0
Comment	Due to the second wave of COVID-19, NERS has not been able to resume as planned and is now unlikely to resume anytime soon. Potentially not until spring 2021.						
Remedial Action	We will continue to communicate with our funding body and have all the measures/processes in place to be able to resume NERS once we get the clearance to do so.						
Service Head: Ian Jones			Performance status: Off target				

**EXPLANATION FOR NON-SUBMISSION OF SCRUTINY REPORTS****SCRUTINY COMMITTEE :** Social Care & Health**DATE OF MEETING :** 27<sup>th</sup> January, 2021

<b>ITEM</b>	<b>RESPONSIBLE OFFICER</b>	<b>EXPLANATION</b>	<b>REVISED SUBMISSION DATE</b>
Older People's Day Services Recovery Plan	Alex Williams, Head of Integrated Services	On further consideration, it has been determined that the decision surrounding the day services interim model is an operational one, and Executive Board approval is not required. Therefore, a paper is no longer proceeding to Executive Board, so there is no paper to scrutinise. It is proposed that Scrutiny Members are updated in an informal session, so they are up to speed with how the day services model is going to progress. This was agreed by the Scrutiny Chair on 13/01/21.	To SC&H Scrutiny Development Session – 27 <sup>th</sup> January, 2021
Services & Support for Children & Young People (Multi Agency Forum Update)	Avril Bracey Head of Adult Social Care	Since the multi-agency forum group was set up there have been a number of other forums established to respond to this agenda. In view of this workshops have been arranged for January and March 2021 to revisit the terms of reference, agree a forward work plan and confirm the relationship and governance with the other forums.  In view of this, I would suggest it would be useful to present an updated report after the March workshop.	21 <sup>st</sup> May, 2021
Dementia Action Plan	Alex Williams, Head of Integrated Services	The Action Plan is the process of being drafted, but it has taken longer than anticipated due to the input required from various partners. Work is ongoing to finalise it, and it will be brought to Scrutiny as soon as it is finalised.	20 <sup>th</sup> April. 2021

ITEM	RESPONSIBLE OFFICER	EXPLANATION	REVISED SUBMISSION DATE
Departmental Business Plan	Noelwyn Daniel	The scheduled date will need to be reviewed to allow time for Directors to further discuss their individual departmental business plans with the Chief Executive.	To be agreed



# SOCIAL CARE & HEALTH SCRUTINY COMMITTEE

## 22ND DECEMBER 2020

### FORTHCOMING ITEMS TO BE HELD ON 11<sup>TH</sup> MARCH 2021 [10.00 A.M.]

In order to ensure effective Scrutiny, Members need to be clear as to the purpose of requesting specific information and the outcome they are hoping to achieve as a consequence of examining a report. Limiting the number of agenda items may help to keep meetings focused and easier to manage.

Discussion Topic	Background	Reason for report
COVID-19 update	The Scrutiny Committee received a report on the impact of Covid on the 19 <sup>th</sup> November. This is an update on the report.	For Scrutiny to consider the immediate and longer-term impact of Covid.
Carers Update	Scrutiny requested an update on the support provided to carers.	An update as requested by Scrutiny detailing how carers are supported.
Learning Disability Strategy	The draft strategy was presented to the Committee on the 19 <sup>th</sup> April, 2018. The strategy has been updated and is being presented to the Committee for endorsement.	For Scrutiny to have an opportunity to comment on and endorse the strategy.

### Items circulated to the Committee under separate cover since the last meeting

None

<b>Briefings provided to the Committee since the last meeting</b>
<ol style="list-style-type: none"><li>1. Covid Testing (22<sup>nd</sup> December, 2020)</li><li>2. Covid Vaccination (22<sup>nd</sup> December, 2020)</li><li>3. General Covid update (22<sup>nd</sup> December, 2020)</li></ol>



<b>The following document(s) attached for information</b>
<ol style="list-style-type: none"><li>1. The latest version of the Social Care &amp; Health Scrutiny Committee's Forward Work Programme 2020/21</li></ol>
<ol style="list-style-type: none"><li>2. The latest version of the Executive Board Forward Work Programme 2020/21</li></ol>

# Y Pwyllgor Craffu – Gofal Cymdeithasol ac Iechyd – Blaenraglen Waith 2020-21

19 Tachwedd 20	22 Rhagfyr 20	27 Ionawr 21	11 Mawrth 21	20 Ebrill 21	Craffu ar y Cyd - A&DC + GC&I - (I'w gadarnhau)
Datganiad Sefyllfa Covid-19	Adroddiad cynnydd yn dilyn Arolygiad Arolygiaeth Gofal Cymru o Wasanaethau Integredig	Ymgynghoriad ynghylch y Gyllideb Refeniw 2021 - 2023	Diweddariad Covid-19 – Yn cynnwys diweddariad iechyd meddwl (Symudwyd o Ionawr)	Monitro'r Gyllideb 2020/21	Adroddiad Blynyddol Camddefnyddio Cyffuriau ac Alcohol y Bwrdd Cynllunio Ardal (I'w gadarnhau)
Monitro'r Gyllideb 2020/21		Monitro'r Gyllideb 2020/21	Diweddariad Gofalwyr	Adroddiad Canmoliaeth a Chwynion (I'w gadarnhau)	Adroddiad Blynyddol Gwasanaeth Camddefnyddio Sylweddau'r Bwrdd Ardal (I'w gadarnhau)
Adroddiad Blynyddol y Pwyllgor Craffu - Gofal Cymdeithasol a Thai 2019/20		Strategaeth Gorfforaethol	Strategaeth Anabledd Dysgu (2019-2023) (Symudwyd o Ionawr)	Cynllun Gweithredu Dementia (Symudwyd o Ebrill)	
Blaenraglen Waith y Pwyllgor Craffu 2020/21		Adroddiad Perfformiad Blynyddol - hanner blwyddyn		Blaenraglen Waith y Pwyllgor Craffu 2021/22	
		Cynllun Busnes yr Adran Cymunedau 2021/22 – 23/24 (I'w gadarnhau)		Cynllun Busnes yr Adran Cymunedau 2021/22 – 23/24 (I'w gadarnhau)	
		Cynllun Adfer Gwasanaethau Dydd i Bobl Hŷn (Symudwyd o mis Mawrth) Sesiwn anffurfiol 27/01/21			
Tudalen 67		Gwasanaethau a Chymorth i Blant a Phobl Ifanc (y diweddaraaf am y Fforwm Aml-asiantaeth) (Symudwyd i Mai 21)	Y diweddaraaf am y camau a gymerwyd/materion a gyfeiriwyd		
		Cynllun Gweithredu Dementia (Symudwyd i Ebrill 21)			

## EITEMAU A DROGLWYDDWYD O'R RHAGLEN WAITH FLAENOROL:

- Unedau Byw ar gyfer pobl ag anableddau dysgu - Martyn Palfreman (Cam Gweithredu 011 18/19) – **i'w cynnwys yn y diweddariad ar leoliad Rhannu Bywydau (Avril Bracey)**

## SESIYNAU DATBLYGU / ANFFURFIOL:

### 22 Rhagfyr (yn dilyn Craffu)

- Profion Covid (gan gynnwys profion mewn cartrefi gofal) – Alex Williams
- Brechu Covid – Alex Williams
- Diweddariad Covid Cyffredinol – Alex Williams

### 27 Ionawr 2021

- Mynediad cymunedol i brydau twym - Alex Williams
- Diweddariad am y Rhaglen Trawsnewid/y Gronfa Gofal Integredig – Alex Williams
- Diweddariad BPR – Martyn Palfreman
- Cynllun Adfer Gwasanaethau Dydd i Bobl Hŷn – Alex Williams

### 11 Chwefror 2yp (Symudwyd o 16 Rhagfyr)

- Tlodi Bwyd / Trechu Tlodi - Cefin Campbell

### 17 Mawrth 2021 (I'w gadarnhau gyda swyddogion)

- Gwasanaeth Cyfeillio – Sue Smith
- DEWIS – Sue Smith
- Cysylltu â Charedigrwydd – Julia Wilkinson

### 24 Mawrth 2021 – Blaenraglen Waith

## ADOLYGIADAU GORCHWYL A GORFFEN: (i ailgychwyn 18/03/21)

- Ymyrraeth Gynnar ac Atal Hunanladdiad yn Sir Gaerfyrddin.

## ADRODDIADAU Y GOFYNNWYD AMDANYNT:

## Eitemau a nodwyd / a drosglwyddwyd ar gyfer Craffu 2021/22 (ar ôl mis Ebrill)

- Diweddariad Iechyd Meddwl
- Iechyd Meddwl Gofalwyr a Phobl Ifanc
- Adroddiad Diogelu Blynnyddol
- Gwasanaethau a Chymorth i Blant a Phobl Ifanc (y diweddaraf am y Fforwm Aml-asiantaeth) (Symudwyd i Mai 21)

## Eitemau a nodwyd/a drosglwyddwyd ar gyfer Sesiynau Datblygu 2021/22

- Lleoliad Rhannu Bywydau (a Unedau Byw) – Avril
- Gwasanaeth Seibiant - Avril
- Recriwtio a Chadw Gweithwyr Cymdeithasol a Therapi Galwedigaethol – Alex / Avril
- Gofal Dau Ofalwr (diweddariad am y broses a'r gwasanaeth) – Alex
- Asesiad Ysbyty Gweithiwr Cymdeithasol - Alex

**BLAENRAGLEN WAITH Y BWRDD 20/21**  
Cyhoeddwyd 18/11/2020 (ar gyfer y cyfnod Tachwedd 2020 - Hydref 21)

**Cyflwyniad**

Cyhoeddir y cynllun hwn er mwyn hybu a hyrwyddo gwell dealltwriaeth rhwng y Weithrediaeth, y Cynghorwyr, y cyhoedd a rhanddeiliaid eraill. Mae'n gymorth i'r Pwyllgorau Craffu wrth iddynt gynllunio eu cyfraniad tuag at ddatblygu polisiau a dwyn y weithrediaeth i gyfrif.

Mae'r cynllun yn gyfle i'r cyhoedd a'r rhanddeiliaid weld y penderfyniadau mawr y bydd y Bwrdd Gweithredol a'r Cyngor Sir yn eu gwneud yn ystod y deuddeng mis nesaf. Adolygir a chyhoeddir y cynllun bob chwarter i roi sylw i newidiadau a phenderfyniadau allweddol ychwanegol.

Drafft cychwynnol

# BLAENRAGLEN WAITH Y BWRDD 20/21

Cyhoeddwyd 18/11/2020 (ar gyfer y cyfnod Tachwedd 2020 - Hydref 21)

PRIF WEITHREDWR				
Y testun a disgrifiad cryno o'r hyn sydd dan sylw yn yr adroddiad	Y Swyddog Arweiniol	Yr Aelod o'r Bwrdd Gweithredol	Ymgynghoriad gyda'r Pwyllgor Craffu	Dyddiad y penderfyniad disgwyledig gan y bwrdd gweithredol
SAFLE CYFLOGAETH LLAW CROSS	Jason Jones – Pennaeth Adfywio	Arweinydd	Amherthnasol	30/11/2020
MENTER ADFYWIO RHANBARTHOL	Jason Jones – Pennaeth Adfywio	Arweinydd	Amherthnasol	30/11/2020
BREXIT	Jason Jones, Pennaeth Adfywio	Arweinydd	Amherthnasol	21/12/2020
ASESIAD EFFAITH INTEGREDIG A THAFLEN GLAWR	Wendy Walters, Prif Weithredwr/Gwyneth Ayres	Dirprwy Arweinydd	Nag oes	I'w gadarnhau
ADRODDIAD BLYNYDDOL AR YR IAITH GYMRAEG	Wendy Walters, Prif Weithredwr/Gwyneth Ayres	Diwylliant, Chwaraeon a Thwristiaeth	Mehefin	Gorffennaf
AMCANION LLESIANT	Wendy Walters Cyfarwyddwr Adfywio A pholis	Cymunedau a Materion Gwledig		
DOGFENNAU YMGYNGHORI LLYWODRAETH CYMRU	Wendy Walters Prif Weithredwr	Dirprwy Arweinydd	Os yw'n berthnasol	Os yw'n berthnasol
ADOLYGU FFINIAU CYNGHORAU CYMUNED A THREFNIADAU ETHOLIADOL	Wendy Walters, Prif Weithredwr	ADNODDAU	YN ÔL YR ANGEN	Yn ôl yr angen
ADOLYGIAD O'R CYFANSODDIAD (NEWIDIADAU DEDDFWRIAETHOL) -GWC	Linda Rees Jones Pennaeth Gweinyddiaeth a'r Gyfraith	AMH CRWG - FEB	AMH	Yn ôl yr angen
Y WYBODAETH DDIWEDDARAF AM Y FARGEN DDINESIG (GAN GYNNWYS PENTREF AWEL)	Wendy Walters Prif Weithredwr	Arweinydd		Fel y bod angen
ADRODDIAD BLYNYDDOL	Wendy Walters Prif Weithredwr/Noelwyn Daniel Pennaeth TG a Pholisi	Dirprwy Arweinydd	Nag oes	I'w gadarnhau
CYNLLUN GWEITHREDU NET ZERO - ADOLYGU	Jason Jones, Pennaeth Adfywio	Cymunedau a Materion Gwledig	I'w gadarnhau	I'w gadarnhau

**BLAENRAGLEN WAITH Y BWRDD 20/21**  
Cyhoeddwyd 18/11/2020 (ar gyfer y cyfnod Tachwedd 2020 - Hydref 21)

<b>GWASANAETHAU CYMUNEDOL</b>				
<b>Y testun a disgrifiad cryno o'r hyn sydd dan sylw yn yr adroddiad</b>	<b>Y Swyddog Arweiniol</b>	<b>Yr Aelod o'r Bwrdd Gweithredol</b>	<b>Ymgynghoriad gyda'r Pwyllgor Craffu</b>	<b>Dyddiad y penderfyniad disgwyledig gan y bwrdd gweithredol</b>
ARIANNU GOFAL CYMDEITHASOL - YMATEB COVID-19	Jake Morgan - Cyfarwyddwr	Gofal Cymdeithasol ac Iechyd		
PPE – Y SEFYLLFA CYFREDOL AC ADRODDIAD DIWEDDARU	Jonathan Morgan Tai a Diogelwch Cymunedau / Adele Lodwig	Tai		
CYNLLUN CYFLWYNO GWASANAETH BWYD A BWYD ANIFEILIAID	Jonathan Morgan Tai a Diogelwch Cymunedau Sue Watts	Diogelu'r Cyhoedd		21/12/20
CYNLLUN ADFER GWASANAETHAU DYDD HEN POBL	Jonathan Morgan Tai a Diogelwch Cymunedau / Alex Williams	Gofal Cymdeithasol ac Iechyd		Tach/Rhag 2020
ADRODDIAD DIGARTREFEDD A LLETY DROS DRO	Jonathan Morgan Tai a Diogelwch Cymunedau /Jonathan Willis	Housing		21/12/20
TYISHA	Robin Staines	Tai		
PWYSAU YN Y DYFODOL MEWN GOFAL CYMDEITHASOL OEDOLION	Avril Bracey – Head of Adult Social Care	Gofal Cymdeithasol ac Iechyd		
DIWEDDARIAD CYD-GYSYLLTU CYMUNEDOL	Jonathan Morgan Tai a Diogelwch Cymunedau /Les James	Tai		11/01/21
DYFODOL PANEL YMGYNGHOROL GWASANAETHAU TAI	Jonathan Morgan Tai a Diogelwch Cymunedau /Les James	Tai		11/01/21
DIWEDDARIAD CREDYD CYNHWYSOL A RHENTI – HOL-DDYLEDION RENT Y SEFYLLFA PERSNENOL.	Tai a Diogelwch Cymunedau / Jonathan Willis	Tai		11/01/21
POLISI YMDDYGIAD GWRTH GYMDEITHASOL	Tai a Diogelwch Cymunedau /Les James / Sue Watts/Robert David Williams	Culture, Sports & Tourism	Amgylchedd 21/01/21	08/02/21
LD STRATEGY	Chris Harrison Head of Strategic Joint Commissioning/ Avril Bracey - Head of Adult Social Care	Gofal Cymdeithasol ac Iechyd	GC&I 27/01/21	08/02/21
SAFON TAI SIR GAERFYRDDIN A MWY (STSG+) CYNLLUN BUSNES	Tai a Diogelwch Cymunedau / Rachel Davies/ Gareth Williams	Tai	18/01/21 Cymunedau	08/02/21 (Cyllidebt)
DIWEDDARIAD TRWYDDEDU BRIDWYR CYN	Jonathan Morgan – Pennaeth Tai a Diogelwch Cymunedau	Diogelu'r Cyhoedd		24/05/21

**BLAENRAGLEN WAITH Y BWRDD 20/21**  
Cyhoeddwyd 18/11/2020 (ar gyfer y cyfnod Tachwedd 2020 - Hydref 21)

Yn aros				
ADRODDIAD BLYNYDDOL Y CYFARWYDDWR GWASANAETHAU CYMDEITHASOL	Jake Morgan - Cyfarwyddwr	Iechyd a Gofal Cymdeithasol		I'w gadarnau
ADOLYGIAD O'R POLISI TRWYDDEDU 2020	Pennaeth Tai a Diogelwch Cymunedau / Emyr Jones	Diwylliant, Chwaraeon a Thwristiaeth		I'w gadarnau

Drafft cychwynnol



**BLAENRAGLEN WAITH Y BWRDD 20/21**  
Cyhoeddwyd 18/11/2020 (ar gyfer y cyfnod Tachwedd 2020 - Hydref 21)

<b>GWASANAETHAU CORFFORAETHOL</b>				
Y testun a disgrifiad cryno o'r hyn sydd dan sylw yn yr adroddiad	Y Swyddog Arweiniol	Yr Aelod o'r Bwrdd Gweithredol	Ymgynghoriad gyda'r Pwyllgor Craffu	Dyddiad y penderfyniad disgwyledig gan y bwrdd gweithredol
ADRODDIADAU DEUFISOL YNGHYLCH MONITRO'R CYLLIDEBAU REFENIW A CHYFALAF	Chris Moore Cyfarwyddwr Gwasanaethau Corfforaethol	ADNODDAU	AMH	EBRILL MEHEFIN MEDI TACHWEDD IONAWR MAWRTH
ADRODDIAD CHWARTEROL YNGHYLCH Y DANGOSYDDION DARBODAETH A RHEOLI'R TRYSORLYS	Chris Moore Cyfarwyddwr Gwasanaethau Corfforaethol	ADNODDAU	AMH	GORFFENNAF HYDREF IONAWR EBRILL
ADRODDIAD BLYNYDDOL YNGHYLCH Y DANGOSYDDION DARBODAETH A RHEOLI'R TRYSORLYS	Chris Moore Cyfarwyddwr Gwasanaethau Corfforaethol	ADNODDAU	AMH	GORFFENNAF
RHAGLEN GYFALAF 5 MLYNEDD	Chris Moore Cyfarwyddwr Gwasanaethau Corfforaethol	ADNODDAU	HOLL RHAG/ IONAWR	IONAWR
SYLFAEN Y DRETH GYNGOR	Chris Moore / John Gravelle	ADNODDAU	AMH	RHAGFYR
CYNLLUN GOSTYNGIADAU'R DRETH GYNGOR	Chris Moore / John Gravelle	ADNODDAU	AMH	CHWEF
RHAGOLYGO CYLLIDEBOL (Refeniw a Chyfalaf)	Chris Moore Cyfarwyddwr Gwasanaethau Corfforaethol	ADNODDAU	ALL RHAG/ IONAWR	IONAWR
CYNLLUN RHYDDHAD ARDRETHI'R STRYD FAWR	Chris Moore / John Gravelle	ADNODDAU	AMH	MARTH
STRATEGAETH RISG CORFFORAETHOL	Chris Moore / Helen Pugh	ADNODDAU	Pwyllgor Archwilio – Mawrth & Medi	

**BLAENRAGLEN WAITH Y BWRDD 20/21**  
Cyhoeddwyd 18/11/2020 (ar gyfer y cyfnod Tachwedd 2020 - Hydref 21)

<b>GWASANAETHAU CORFFORAETHOL</b>				
Y testun a disgrifiad cryno o'r hyn sydd dan sylw yn yr adroddiad	Y Swyddog Arweiniol	Yr Aelod o'r Bwrdd Gweithredol	Ymgynghoriad gyda'r Pwyllgor Craffu	Dyddiad y penderfyniad disgwyledig gan y bwrdd gweithredol
<b>POLISI A STRATEGAETH RHEOLI'R TRYSORLYS</b>	Chris Moore Cyfarwyddwr Gwasanaethau Corfforaethol	ADNODDAU	AMH	22 CHWEFROR
<b>CYLLIDEB DERFYNOL</b>	Chris Moore Cyfarwyddwr Gwasanaethau Corfforaethol	ADNODDAU	AMH	22 CHWEFROR
<b>ADRODDIAD CYLLIDEB Y CYFRIF REFENIW TAI A PHENNU RHENTI</b>	Chris Moore Cyfarwyddwr Gwasanaethau Corfforaethol	ADNODDAU	TAI	22 CHWEFROR
<b>RHAGOLYGON CYLLIDEBOL</b>	Chris Moore Cyfarwyddwr Gwasanaethau Corfforaethol	ADNODDAU	AMH	TaCHWEDD

**BLAENRAGLEN WAITH Y BWRDD 20/21**  
Cyhoeddwyd 18/11/2020 (ar gyfer y cyfnod Tachwedd 2020 - Hydref 21)

<b>ADDYSG A PHLANT</b>				
Y testun a disgrifiad cryno o'r hyn sydd dan sylw yn yr adroddiad	Y Swyddog Arweiniol	Yr Aelod o'r Bwrdd Gweithredol	Ymgynghoriad gyda'r Pwyllgor Craffu	Dyddiad y penderfyniad disgwyledig gan y bwrdd gweithredol
<b>ADRODDIAD DIWEDDARU YSGOL – COVID 19 YSGOLION YN ACHOSI PRYDER A CHYLLID</b>	Gareth Morgans – Director of Education and Children, and DMT	Addysg a Phlant	N/A	
<b>HUNAN ASESU GWASANAETHAU ADDYG ALI</b>	Aneirin Thomas – Pennaeth Gwasanaethau Addysg	Addysg a Phlant	I'w gadarnhau	I'w gadarnhau
<b>DIWEDDARIAD AR DDATBLYGIADAU CWRICWLWM NEWYDD</b>	Aeron Rees – Pennaeth Cwricwlwm a Lles	Addysg a Phlant	I'w gadarnhau	I'w gadarnhau
<b>ADDYSG ÔL 16</b>	Aeron Rees – Pennaeth Cwricwlwm a Lles	Addysg a Phlant	I'w gadarnhau	I'w gadarnhau
<b>CANLYNIADAU ARHOLIADAU 2019 A CATEGOREIDDIO YSGOLION</b>	Gareth Morgans – Director of Education and Children, and DMT	Addysg a Phlant	Amh.	I'w gadarnhau
<b>CYNNIG I GAU YSGOL GYNRADD BLAENAU A CYNNIG I GYNYDDU NIFER Y LLEOEDD ANEWID NATUR Y DARPARIAETH YN YSGOL GYNRADD LLANDYBIE (CAM 1, 2 A 3)</b>	Simon Davies –Pennaeth Mynediad i Addysg	Addysg a Phlant	23/11/2020 (Cam 1) 21/04/21 (Cam 2) I'w gadarnhau (Cam 3)	21/12/20 (Cam 1) 10/05/21 (Cam 2) 05/07/21 (Cam 3)
<b>CYNLLUN GWEITHREDU TRAWSNEWID ADO</b>	Aneirin Thomas – Pennaeth Gwasanaethau Addysg	Addysg a Phlant	28/01/20	I'w gadarnhau
<b>PAPUR GWASANAETHAU PLANT – I'W GADARNHAU</b>	Stefan Smith – Pennaeth Gwasanaethau Plant	Addysg a Phlant	Amh.	I'w gadarnhau
<b>STRATEGAETH ADDYSG CYNGOR SIR GAR AR GYFER Y 10 MLYNEDD NESAF</b>	Gareth Morgans – Cyfarwyddwr Addysg a Phlant	Addysg a Phlant	23/11/20	Tachwedd 2020
<b>CYNNIG I ADLEOLI YSGOL HEOL GOFFA AC I GYNYDDU RHIFAU (CAM 2 A 3)</b>	Simon Davies – Pennaeth Mynediad i Addysg	Addysg a Phlant	23/11/20 (Cam 2) 17/03/21 (Cam 3)	21 Rhagfyr
<b>CYNNIG I GAU YSGOL RHYDYGORS (CAM 1, 2 AND 3)</b>	Simon Davies – Pennaeth Mynediad i Addysg	Education & Children	OES	21/12/20 (Cam 1) 10/05/21 (Cam 2) 05/07/21 (Cam 3)
<b>CYNNIG I NEWID YSTOD OEDRAN YSGOL DYFFRYN Y SWISDIR (I'W GADARNAU) (CAM 1, 2 A3)</b>	Simon Davies – Pennaeth Mynediad i Addysg	Education & Children	OES	21/12/20 (Cam 1) 10/05/21 (Cam 2) 05/07/21 (Cam 3)
<b>CYNNIG I GAU YSGOL GYNRADD MYNYDD Y GARREG (CAM 1, 2 AND 3)</b>	Simon Davies – Pennaeth Mynediad i Addysg	Education & Children	OES	21/12/20 (Cam 1) 10/05/21 (Cam 2) 05/07/21 (Cam 3)

**BLAENRAGLEN WAITH Y BWRDD 20/21**  
Cyhoeddwyd 18/11/2020 (ar gyfer y cyfnod Tachwedd 2020 - Hydref 21)

<b>YR AMGYLCHEDD</b>				
Y testun a disgrifiad cryno o'r hyn sydd dan sylw yn yr adroddiad	Y Swyddog Arweiniol	Yr Aelod o'r Bwrdd Gweithredol	Ymgynghoriad gyda'r Pwyllgor Craffu	Dyddiad y penderfyniad disgwyledig gan y bwrdd gweithredol
<b>CYTUNDEB CYFLWYNO CYNLLUN DATBLYGU LLEOL</b>	Llinos Quelch Pennaeth Cynllunio / Ian R Llewellyn	Dirprwy Arweinydd		21/12/2020
<b>DATGANIAD TECHNEGOL RHANBARTHOL</b>	Llinos Quelch- Pennaeth Cynllunio /Hugh Towns	Planning	I'W GADARNHAU	21/12/2020
<b>DIWEDDARIAD ADOLYGU STRATEGAETH CASGLU GWASTRAFF</b>	Ainsley Williams. Pennaeth y Gwasanaethau Amgylcheddol a Gwastraff/ Dan John /Geinor Lewis	Amgylchedd	I'W GADARNHAU	Chwefror 21
<b>CYNLLUN GWEITHREDU LLYGREDD SIR GAERFYRDDIN</b>	Llinos Quelch Pennaeth Cynllunio / Rosie Carmichael			27 Ebrill 21
<b>LLAWLYFR CYNNAL A CHADW PRIFFYRDD</b>	Steve Pilliner – Pennaeth Trafnidiaeth a Phriffyrdd / Richard Waters	AMGYLCHEDD	I'w gadarnhau	Gorffennaf 21
<b>CYFLEUSTERAU CYHOEDDUS</b>	Ainsley Williams. Pennaeth y Gwasanaethau Amgylcheddol a Gwastraff/ Rhys Davies	Amgylchedd	TBC	27 Medi 21
<b>ADRODDIAD MONITRO BLYNYDDOL CYNLLUNIO</b>	Llinos Quelch Pennaeth Cynllunio / Ian R Llewellyn	Dirprwy Arweinydd		27 Medi 21
<b>ADRODDIAD MONITRO PERFORMIAD</b>	Llinos Quelch Pennaeth Cynllunio / Ian R Llewellyn	Dirprwy Arweinydd	TBC	27 Medi 21
<b>STRATEGAETH MARCHNOGAETH</b>	Steve Pilliner – Pennaeth Trafnidiaeth a Phriffyrdd /Caroline Ferguson	Amgylchedd		25ain Hydref 21

Dydd Mawrth, 22 Rhagfyr 2020

**YN BRESENNOL:** Y Cynghorydd G. Thomas (Cadeirydd)

**Y Cynghorwyr:**

G. Thomas, S.M. Allen, K.V. Broom, I.W. Davies, K.Davies, W.T. Evans, R. James (yn lle K. Madge), D. Jones (yn lle A.L. Fox), M.J.A. Lewis, K. Lloyd, B.A.L. Roberts, E.M.J.G. Schiavone a/ac D.T. Williams

**Hefyd yn bresennol:**

Y Cynghorwyr J. Tremlett, Aelod y Bwrdd Gweithredol dros Gofal Cymdeithasol ac Iechyd

**Yr oedd y swyddogion canlynol yn gwasanaethu yn y cyfarfod:**

A. Williams, Pennaeth Y Gwasanaethau Integredig  
M. Evans Thomas, Prif Swyddog Gwasanaethau Democrataidd  
S. Rees, Cyfieithydd Ar Y Pryd  
M.S. Davies, Swyddog Gwasanaethau Democrataidd  
E. Bryer, Swyddog Gwasanaethau Democrataidd  
J. Corner, Swyddog Technegol

**Rhith-Gyfarfod - 2.00 - 3.10 yp**

**1. YMDDIHEURIADAU AM ABSENOLDEB**

Derbyniwyd ymddiheuriadau am absenoldeb gan y Cynghorwyr A. L. Fox a K. Madge.

**2. DATGANIADAU O FUDDIANNAU PERSONOL GAN GYNNWYS UNRHYW CHWIPIAU PLEIDIAU A RODDIR MEWN YMATED I UNRHYW EITEM AR YR AGENDA**

Ni chafwyd dim datganiadau ynghylch buddiannau personol na chwip waharddedig.

**3. CWESTIYNAU GAN Y CYHOEDD**

Dywedodd y Cadeirydd nad oedd dim cwestiynau wedi dod i law gan y cyhoedd.

**4. AROLYGIAD AROLYGIAETH GOFAL CYMRU (AGC) O WASANAETHAU INTEGREDIG; Y WYBODAETH DDIWEDDARAF AM YR ARGYMHELLION SY'N DEILLIO O'R AROLYGIAD**

Cafodd y Pwyllgor y wybodaeth ddiweddaraf am hynt cynllun gweithredu Cyngor Sir Gaerfyrddin a ddatblygwyd yn dilyn arolygiad Arolygiaeth Gofal Cymru (AGC).

Fe wnaeth Arolygiaeth Gofal Cymru gynnal arolygiad pythefnos o wasanaethau pobl hŷn yn Sir Gaerfyrddin ym mis Mai 2019 o dan y thema "Atal a Hybu Annibyniaeth". Cadarnhaodd yr adroddiad, a gyhoeddwyd ym mis Awst 2019, nifer o gryfderau a meysydd arferion da a ddangoswyd gan yr Awdurdod. Tynnodd yr adroddiad sylw hefyd at rai meysydd i'w gwella. O ganlyniad, datblygodd Gwasanaethau Integredig

Cyngor Sir Caerfyrddin gynllun gweithredu, a ddechreuodd ym mis Gorffennaf 2019, i fynd i'r afael â meysydd lle gallai wneud gwelliannau. Cymeradwyodd y Pwyllgor y cynllun yn ei gyfarfod ar 21 Tachwedd 2019.

Dywedodd yr Aelod o'r Bwrdd Gweithredol dros lechyd a Gofal Cymdeithasol wrth y Pwyllgor, er gwaethaf y pandemig, fod camau gweithredu yn parhau i gael eu rhoi ar waith a bod cynnydd da wedi'i wneud mewn perthynas â'r cynllun. Cafwyd gwelliant o ran monitro achosion yn sgil defnyddio Eclipse (rhaglen feddalwedd newydd). Byddai cyflwyno Eclipse ym mis Mawrth 2021 hefyd yn helpu i wella gwaith monitro achosion.

Dywedwyd y byddai Arolygiaeth Gofal Cymru yn cynnal archwiliad sicrwydd yn gynnar yn 2021 i adolygu cynnydd mewn perthynas â'r cynllun yn ffurfiol.

Codwyd y cwestiynau/sylwadau canlynol:

- Mynegwyd pryder, oherwydd y defnydd o'r system TG ar gyfer cofnodi achosion, efallai na fydd yr Awdurdod yn clywed stori lawn y cleient. Dywedodd Pennaeth y Gwasanaethau Integredig mai'r hyn a oedd yn wirioneddol bwysig oedd bod y staff yn cael sgysiau 'beth sy'n bwysig' ac y gallai rhai aelodau o staff gael gwybod y stori'n well nag eraill. Roedd goruchwylwyr yn gweithio gyda'r staff i sicrhau bod gwybodaeth yn cael ei chofnodi a'i mynegi'n gywir yn y systemau.
- Mynegwyd pryder ynghylch swyddi gwag. Dywedodd Pennaeth y Gwasanaethau Integredig fod llawer o'r swyddi gwag wedi'u llenwi a bod nifer o geisiadau'n cael eu derbyn pan hysbysebir swyddi.
- Nodwyd bod 80% o'r staff wedi dweud bod modd rheoli'r llwyth gwaith. Dywedwyd wrth y Pwyllgor fod llwythi achosion yn heriol. Ar ddechrau'r pandemig roedd llawer o waith wedi'i ohirio ond, ers diwedd yr haf, bu mewnlifiad o atgyfeiriadau a oedd wedi cynyddu llwythi achosion. Roedd achosion yn cael eu blaenoriaethu er mwyn osgoi gorlwytho staff. Cafodd yr holl asesiadau eu llofnodi gan Uwch-reolwyr a fyddai'n sicrhau bod y lefel gywir o gymorth yn cael ei darparu a, lle bo angen, bod gwaith yn cael ei ailddosbarthu.
- Mewn ymateb i ymholiad, eglurwyd mai Eclipse yw'r system newydd yn lle'r system reoli Care First. Ystyriwyd bod y dyddiad gweithredu, sef 1 Mawrth 2021, yn realistig a byddai cofnodion achosion oedolion yn cael eu gweithredu yn gyntaf ac yna cofnodion achosion plant ychydig fisoedd yn ddiweddarach.
- Dywedwyd ei bod yn aml yn anodd sicrhau pecynnau gofal yn yr ardaloedd mwy gwledig a bod yr adroddiad wedi tynnu sylw at yr angen am wasanaethau teg ar draws y sir gyfan. Dywedodd Pennaeth y Gwasanaethau Integredig fod y sefyllfa wedi bod yn wahanol dros y naw mis diwethaf gan fod llawer o gleientiaid wedi lleihau eu pecynnau gofal oherwydd y pandemig. Dywedwyd bod pwysau o hyd yng ngogledd y sir a hefyd yng ngorllewin y sir ger y ffin â Sir Benfro. Roedd cynllun tymor hwy i dendro am gytundeb fframwaith gofal cartref newydd a'r gobaith oedd y byddai hyn yn mynd i'r afael â rhai o'r materion o ran capasiti yn yr ardaloedd mwy gwledig.
- Cynghorwyd cleientiaid sy'n derbyn gofal drwy daliadau uniongyrchol ond a adawyd heb gymorth oherwydd bod gofalwyr yn hunanynysu i gysylltu â Delta lle byddai tîm argyfwng yn ymchwilio i'r mater.

Dywedwyd wrth y Pwyllgor fod y cynllun gweithredu wedi'i anelu at staff rheoli a staff rheng flaen. Er bod angen ymateb gan reolwyr, roedd staff rheng flaen wedi bod yn rhan o'r gwaith o ddatblygu'r cynllun. Nodwyd bod yr adroddiad arolygu yn ddefnyddiol a bod rhai gwendidau eisoes wedi'u cydnabod gan yr Awdurdod cyn yr archwiliad.

- O ran cadw staff, dywedodd Pennaeth y Gwasanaethau Integredig fod staff yn tueddu i aros gyda'r Awdurdod a bod llawer ohonynt yn cael dyrchafiad, gan adael swyddi gwag mewn mannau eraill yn y sefydliad.

**PENDERFYNWYD nodi'r wybodaeth ddiweddaraf am yr argymhellion sy'n deillio o Arolygiad Arolygiaeth Gofal Cymru (AGC) o Wasanaethau Integredig.**

## **5. EITEMAU AR GYFER Y DYFODOL**

**PENDERFYNWYD YN UNFRYDOL nodi'r rhestr o eitemau ar gyfer y dyfodol a oedd i'w hystyried yn y cyfarfod nesaf ar 27 Ionawr, 2020.**

## **6. LLOFNODI YN GOFNOD CYWIR COFNODION Y CYFARFOD A GYNHALIWYD AR 19EG TACHWEDD, 2021.**

**PENDERFYNWYD YN UNFRYDOL lofnodi cofnodion cyfarfod y Pwyllgor oedd wedi ei gynnal ar 19 Tachwedd, 2020 gan eu bod yn gywir.**

---

**CADEIRYDD**

---

**DYDDIAD**

Mae'r dudalen hon yn wag yn fwriadol